

# HALO

THE AUTHENTIC COLLECTOR'S SERIES



96835

UNSC Shortsword • Bombardero Shortsword de la UNSC • Shortsword du CSNU • Shortsword der UNSC • Shortsword van de UNSC • Shortsword del UNSC • Shortsword da UNSC





Thank you for purchasing UNSC SHORTSWORD an authentic licensed product by MEGA Bloks based on the legendary Halo universe. The collectible construction toy line features the heroic UNSC and enemy Covenant vehicles, characters and weapons. Choose an alliance, build the battle and emerge victorious!

Gracias por comprar BOMBARDERO SHORTSWORD DE LA UNSC un producto auténtico con licencia de MEGA Bloks según el legendario Halo universe. La línea de juguetes de construcción coleccionable ofrece vehículos, personajes y armas heroicos de UNSC y enemigos de Covenants. ¡Elije una alianza, elabora la batalla y sal victorioso!

Nous vous remercions d'avoir acheté SHORTSWORD DU CSNU, un produit certifié authentique par MEGA Bloks basé sur l'univers légendaire de Halo. La gamme d'articles de construction de collection met en vedette les membres héroïques du CSNU ainsi que les véhicules, personnages et armes de l'ennemi Covenant. Choisissez votre alliance, créez le combat et remportez la victoire.

Vielen Dank für den Kauf von SHORTSWORD DER UNSC. Hierbei handelt es sich um ein authentisches Lizenzprodukt von MEGA Bloks, das auf dem legendären Halo-Universum beruht. Die Spielzeug-Baureihe zum Sammeln besteht aus heldenhaften UNSC- und feindlichen Allianz-Fahrzeugen, Figuren und Waffen. Entscheide Dich, auf welcher Seite du kämpfen willst, baue das Schlachtfeld auf und gehe aus der Schlacht als Sieger hervor!

Hartelijk dank voor het aanschaffen van de of het authentiek gelicentieerde SHORTSWORD VAN DE UNSC van MEGA Bloks dat op de legendarische Halo wereld gebaseerd is. De lijn waardevolle bouwpakketten bevat modellen van de heldhaftige Covenant voertuigen, personages en vuurwapens van de UNSC en de vijand. Kies je bondgenoten, vervaardig je slagveld en win het gevecht!

La ringraziamo per avere acquistato SHORTSWORD DEL UNSC un prodotto autentico con licenza della MEGA Bloks basato sul leggendario universo Halo. La linea di giocattoli da collezione costruibili presenta i veicoli dell'eroica UNSC della nemica Alleanza, con i personaggi e le armi. Scegli un alleato, costruisci la battaglia e vieni fuori vincitore!

Obrigado por adquirir SHORTSWORD DA UNSC, um produto autêntico licenciado pela MEGA Bloks baseado no lendário universo de Halo. A linha de brinquedos de construção colecionáveis conta com veículos dos heróis da UNSC e do inimigo Covenant, bem como personagens e armas. Escolha uma aliança, construa a batalha e saia vitorioso!







**HALO**  
THE AUTHENTIC COLLECTOR'S SERIES

[halo.megabloks.com](http://halo.megabloks.com)  
[www.facebook.com/halomegablocks](https://www.facebook.com/halomegablocks)  
[twitter.com/megabrands](https://twitter.com/megabrands)














- 10X** AM03328AKD 
- 2X** AM07223AKD 
- 8X** AM17115AKD 
- 1X** AM07590AKD 
- 17X** MA09393AKD 
- 2X** MA1086AKD 
- 10X** MA1322AKD 
- 2X** AM03019AKD 
- 14X** AM15484AKD 
- 1X** AM03773AKD 
- 1X** AM09268AKD 
- 4X** AM17073AKD 
- 4X** AM17074AKD 

- 32X** MA10273AKD 
- 2X** MA09013AKD 
- 7X** MA09023AKD 
- 4X** AM16384AKD 
- 8X** MA1314AKD 
- 2X** MA1417AKD 
- 2X** AM16679AKD 
- 2X** MA1418AKD 
- 8X** AM03772AKD 
- 2X** AM17056AKD 
- 8X** AM03873AKD 
- 3X** MA1139AKD 

- 9X** MA09593AKD 
- 8X** AM09838AKD 
- 31X** MA09493AKD 
- 3X** AS9683502 
- 3X** AS9683501 
- 1X** AM15479AKD 
- 1X** AM15478AKD 
- 2X** AM16959AKD 
- 2X** MA1087AKD 
- 14X** MA09033AKD 
- 1X** AM16630AKD 

- 2X** AS9683510 
- 2X** AM17007AKD 
- 2X** AM17008AKD 
- 1X** AM08409AKD 
- 4X** AM04244AKD 
- 1X** AM16629AKD 
- 7X** MA1480AKD 
- 10X** AM09292AKD 
- 2X** MA1313AKD 
- 4X** AM03058AKD 

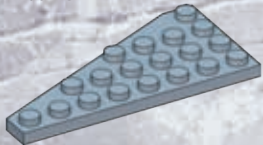
- 1X** AM17157AKD 
- 3X** AM03764AKD 
- 1X** AM03770AKD 
- 1X** AM03771AKD 
- 11X** AM17055AKD 
- 1X** AS9683503 
- 2X** AM09922AKD 

- 3X** AM09186AKD 
- 3X** AM09187AKD 
- 2X** AM17076AKD 
- 4X** AM09185AKD 
- 4X** AM09184AKD 
- 8X** MA1172AKD 
- 2X** AM17069AKD 
- 1X** AS9683504 
- 1X** AS9683505 





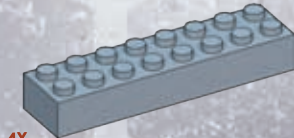
1X  
AM17156AKD




2X  
AM17077AKD




4X  
AM07646AKD



4X  
AM04984AKD



3X  
AM02237AKD



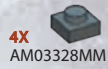
3X  
AM09924AKD



2X  
AM17055MM



10X  
AM04219MM



4X  
AM03328MM



2X  
MA1140MM



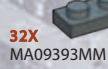
2X  
AM04428MM




4X  
AM09198MM



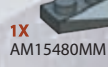
2X  
MA022501MM



32X  
MA09393MM



1X  
AM15481MM



1X  
AM15480MM



2X  
AM17070MM



2X  
AM03019MM



8X  
AM03773MM



2X  
AM15484MM



6X  
AM03772MM



2X  
AM09838MM



4X  
MA09493MM



2X  
AM09292MM



3X  
AM15500F



4X  
AM17155F



2X  
AM17154F



2X  
AM17003F




1X  
AM03019F



2X  
AM07659F



2X  
MA09393F



4X  
M1113HJ



3X  
AM15494E



4X  
MA09593BYE



5X  
MA09493BYE



9X  
MA09033BYE



2X  
MA1480BRD



1X  
AM17035MM



2X  
AS9683509




2X  
AS9683511



2X  
AS9683507



1X  
AS9683508



1X  
L968351

**EN** ⚠️ WARNING :  
CHOKING HAZARD. - Small parts.  
Not for children under 3 years.

**ES** ⚠️ ADVERTENCIA :  
PELIGRO DE ASFIXIA. - Contiene piezas pequeñas.  
No recomendado para niños menores de 3 años.

**FR** ⚠️ AVERTISSEMENT :  
RISQUE DE SUFFOCATION. - Présence de petits éléments.  
Ne convient pas aux enfants de moins de 3 ans.

**DE** ⚠️ WARNUNG :  
ERSTICKUNGSGEFAHR. - Enthält kleine Teile.  
Nicht für Kinder unter 3 Jahren geeignet.

**NL** ⚠️ WAARSCHUWING :  
VERSTIKKINGSGEVAAR. - Bevat kleine onderdelen.  
Niet geschikt voor kinderen onder de 3 jaar.

**DA** ⚠️ ADVARSEL :  
KVELNINGSFARE. - Indeholder smådele.  
Ikke til børn under 3 år.

**EL** ⚠️ ΠΡΟΕΙΔΟΠΟΙΗΣΗ :  
ΚΙΝΔΥΝΟΣ ΠΝΙΞΙΜΑΤΟΣ. - Περιέχει μικρά αντικείμενα  
Όχι για παιδιά κάτω των 3 ετών.

**FI** ⚠️ VAROITUS :  
TUKEHTUMISVAARA. - Sisältää pieniä osia.  
Ei alle 3-vuotiaalle lapsille.

**IT** ⚠️ ATTENZIONE :  
PERICOLO DI SOFFOCAMENTO. - Contiene piccole parti.  
Non indicato per bambini sotto i 3 anni.

**NO** ⚠️ ADVARSEL :  
KVELNINGSFARE. - Inneholder små deler.  
Kun for barn over 3 år.

**PT** ⚠️ ATENÇÃO :  
PERIGO DE ASFIXIA. - Contém peças pequenas.  
Não é concebido para crianças de menos de 3 anos.

**SV** ⚠️ VARNING :  
KVÄVNINGSRISK. - Innehåller små delar.  
Inte för barn under 3 år.

**JA** ⚠️ 警告 :  
窒息の危険性 - 小さな部品が含まれています  
3歳以下の子供には与えないで下さい。

**ZH** ⚠️ 警告 :  
有窒息危險 - 包含有小部件  
不适合3岁以下的小孩玩。

**AR** ⚠️ تحذير :  
خطر اختناق - قطع صغيرة.  
غير صالحة للأطفال أقل من 3 سنوات.

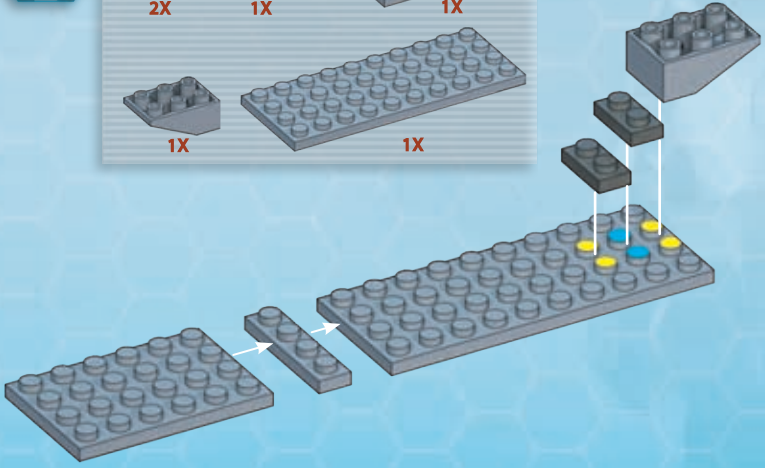
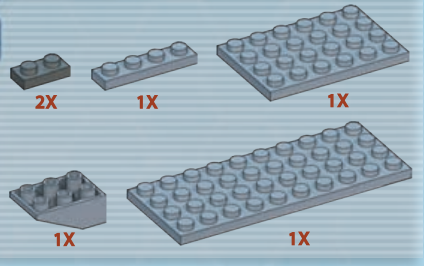


**EN** Please read these instructions carefully before first use and keep them for future reference. / **ES** Leer estas instrucciones cuidadosamente antes de la primera utilización y guardarlas para referencia futura. / **FR** Il est recommandé de lire attentivement ce feuillet avant la première utilisation et de le conserver pour référence future. / **DE** Die Gebrauchsanleitung bitte durchlesen und aufbewahren. / **NL** Wij raden u aan deze handleiding zorgvuldig te lezen en te bewaren voor eventuele raadpleging op een later tijdstip. / **IT** Leggere le istruzioni prima di cominciare ad usare il gioco e conservarle per referenze future. / **PT** Leia as instruções antes do primeiro uso e guarde-as para futura referência.

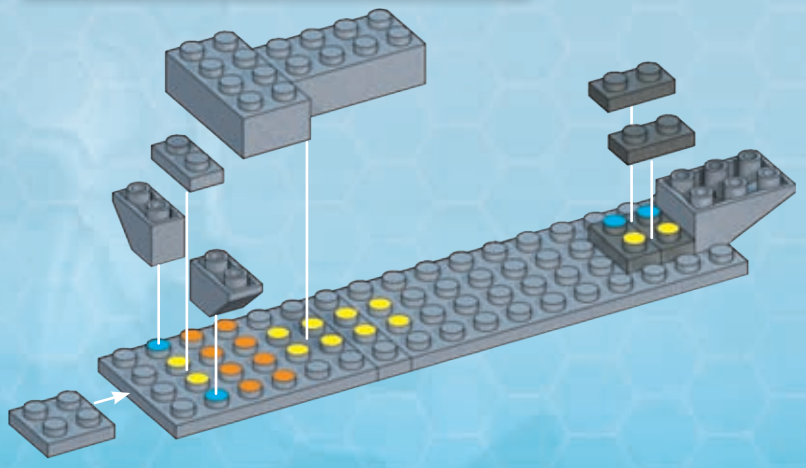
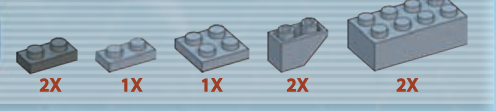




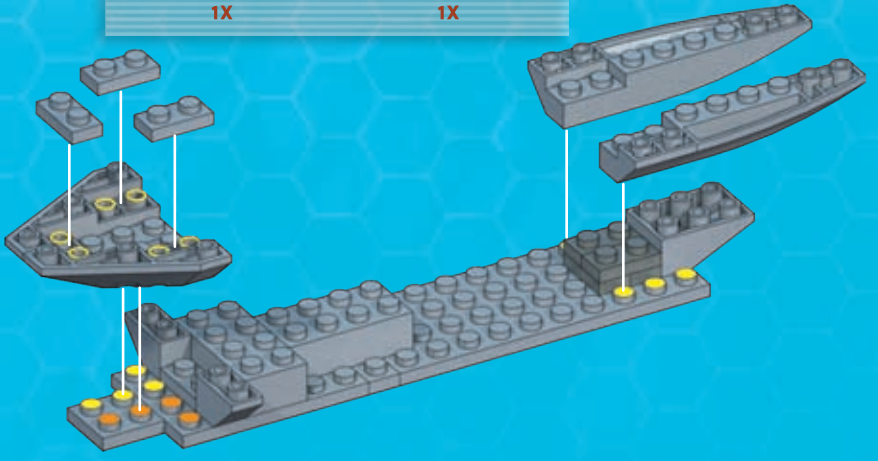
1



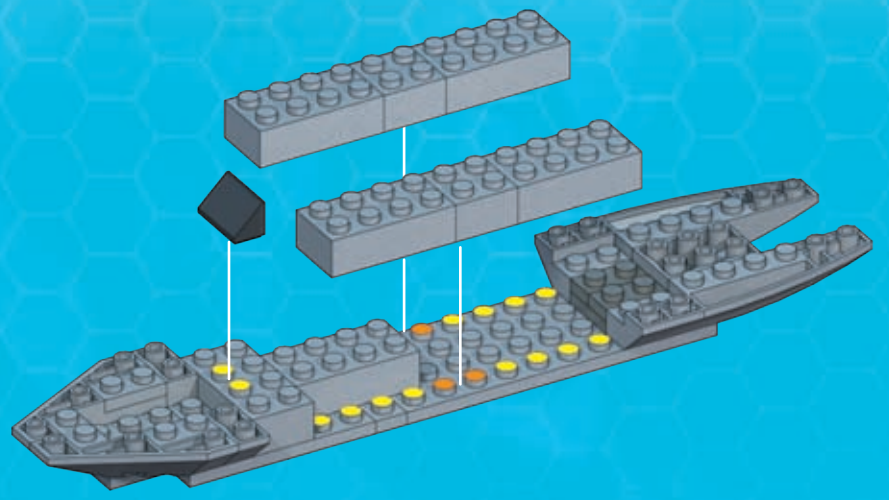
2



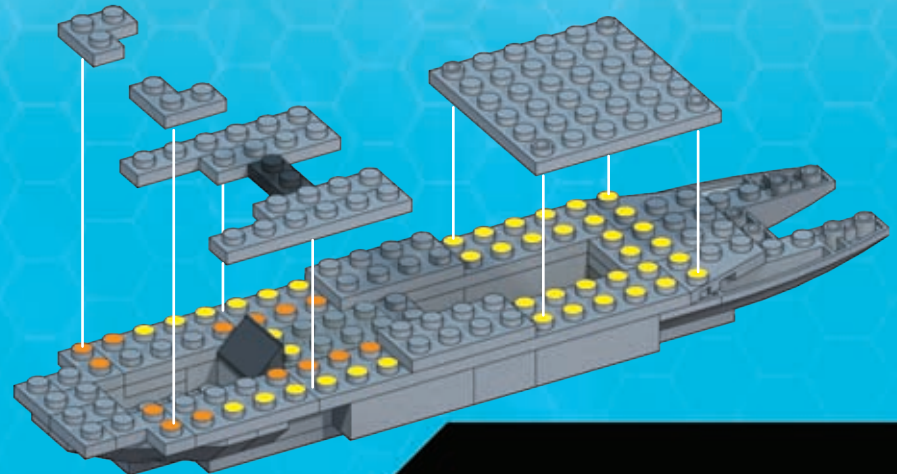
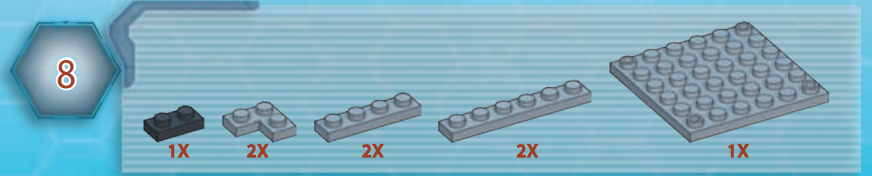

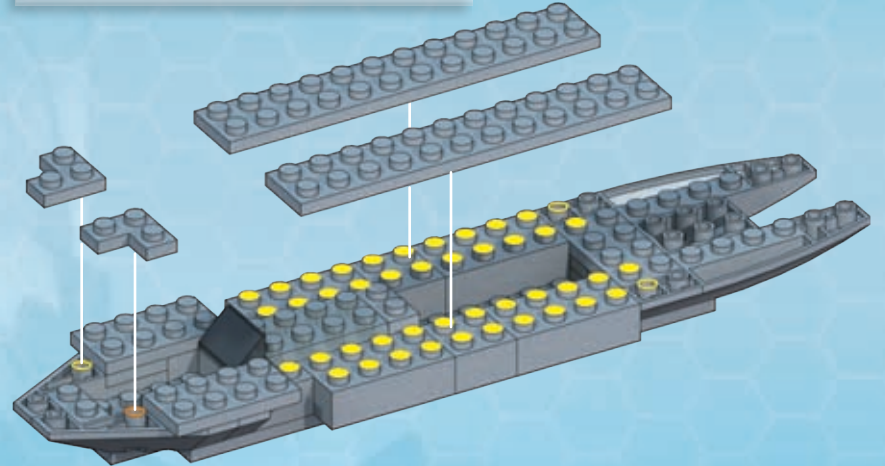
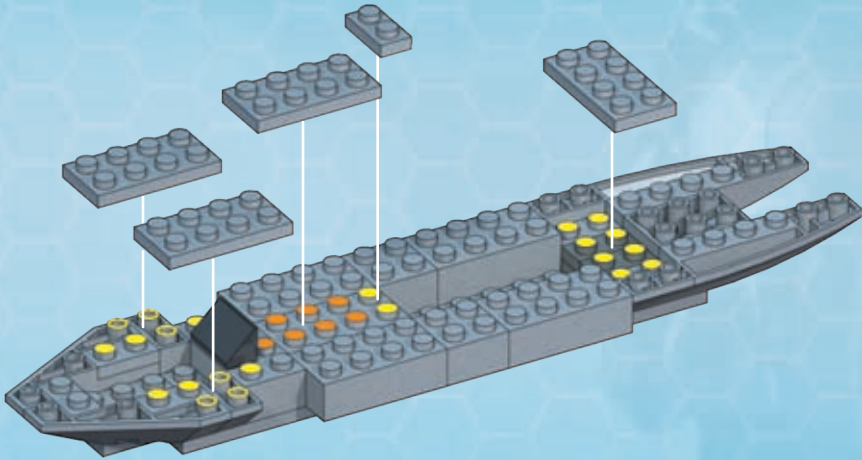
3



4



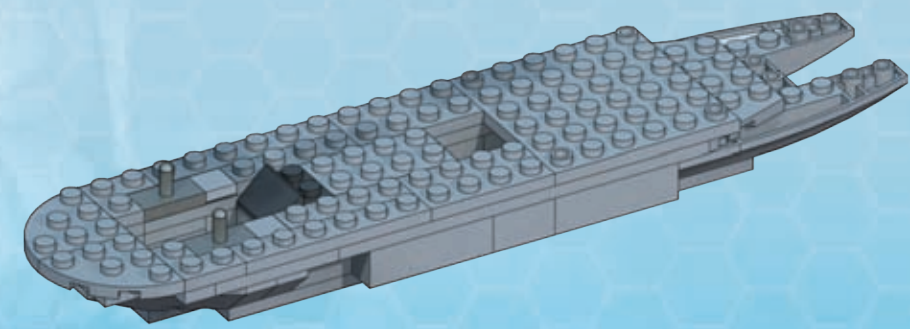
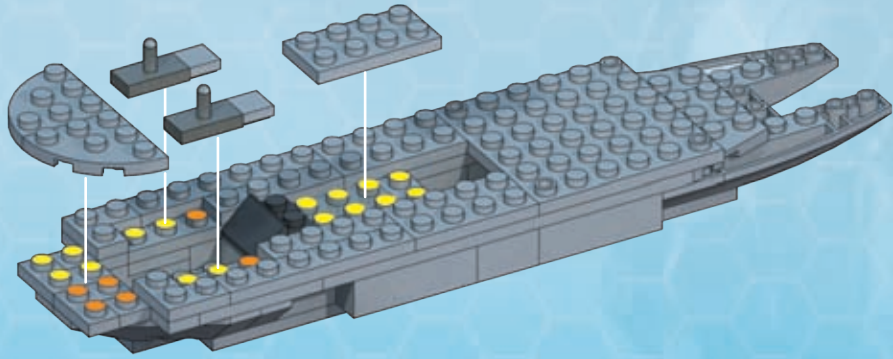






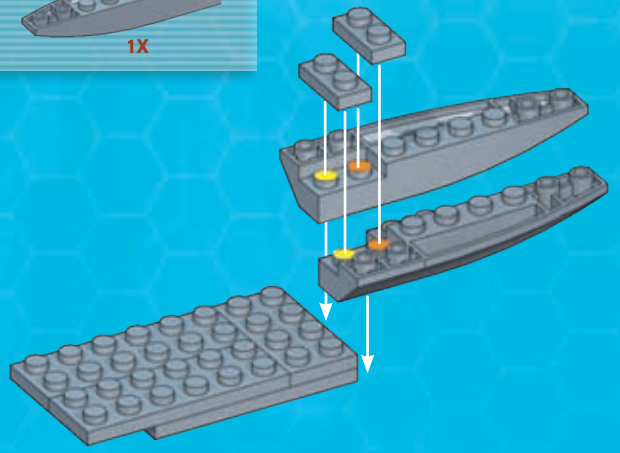

9

- 2X
- 2X
- 2X
- 1X



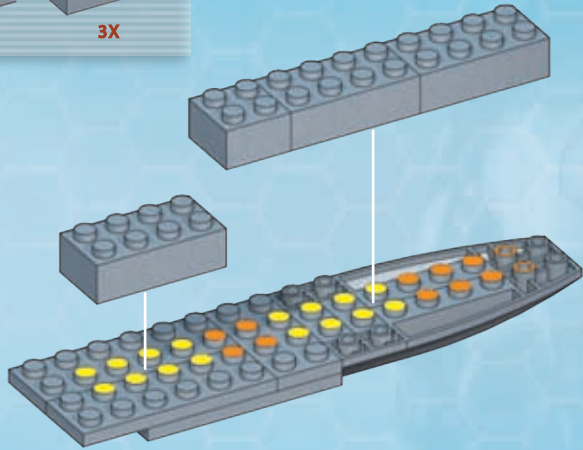
10

- 2X
- 1X
- 1X
- 2X
- 1X
- 1X
- 1X

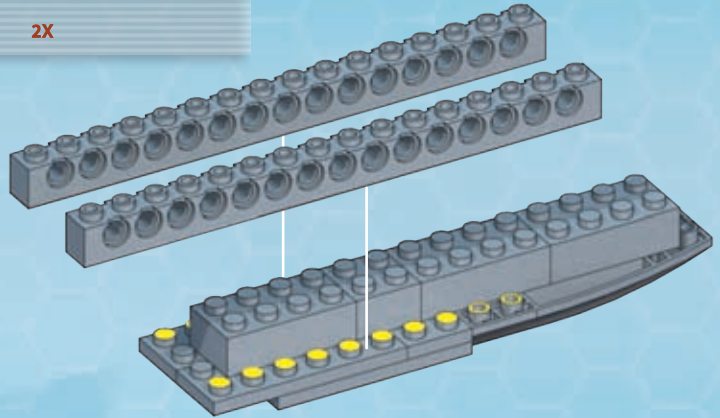




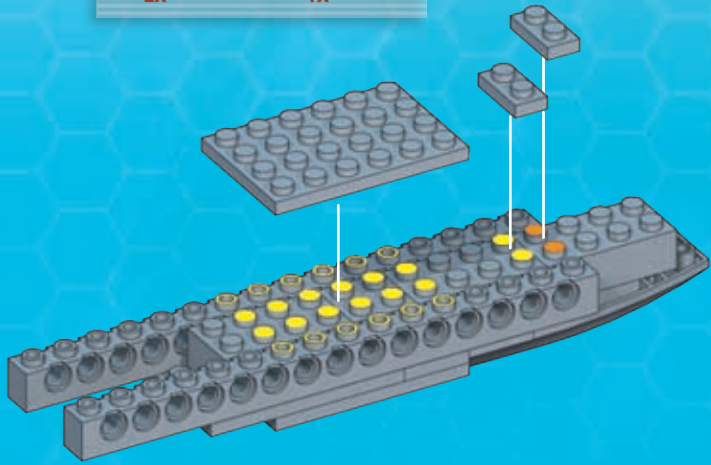
11



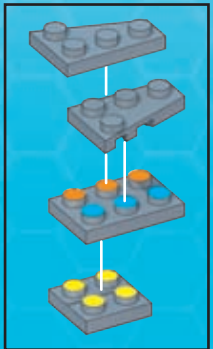
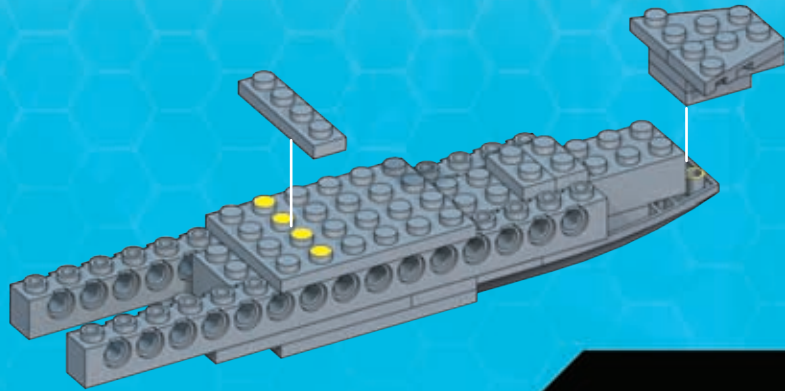
12



13

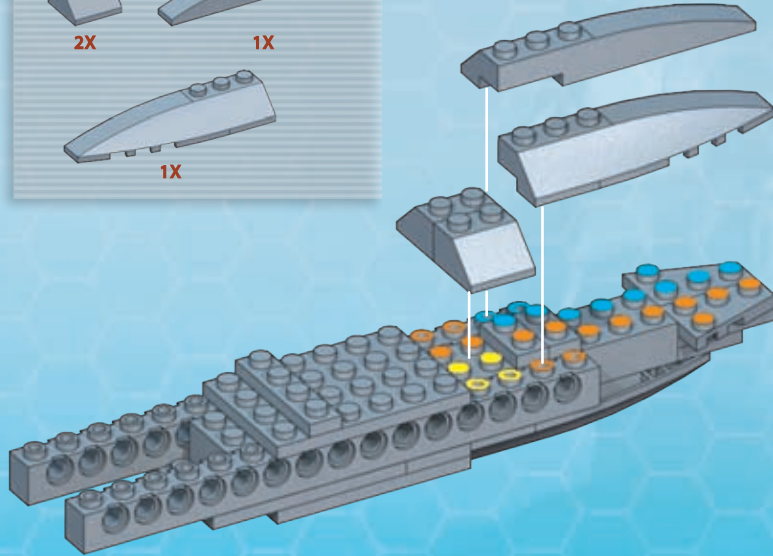
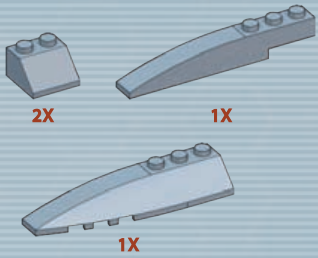


14

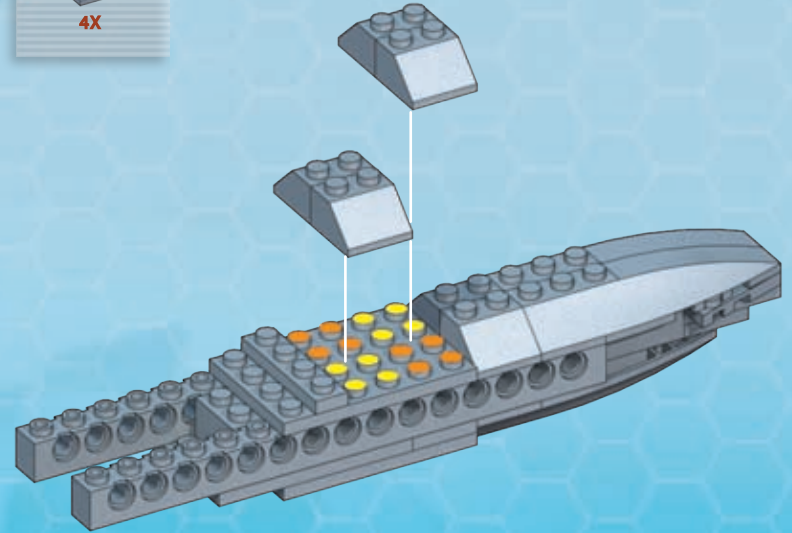




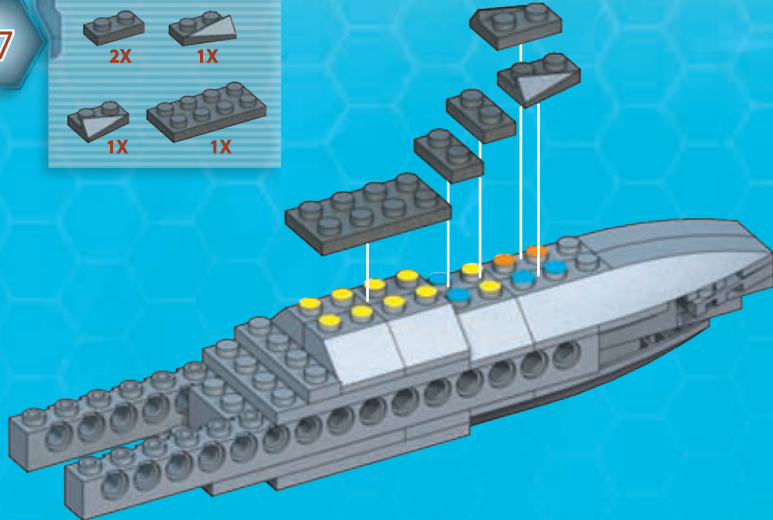
15



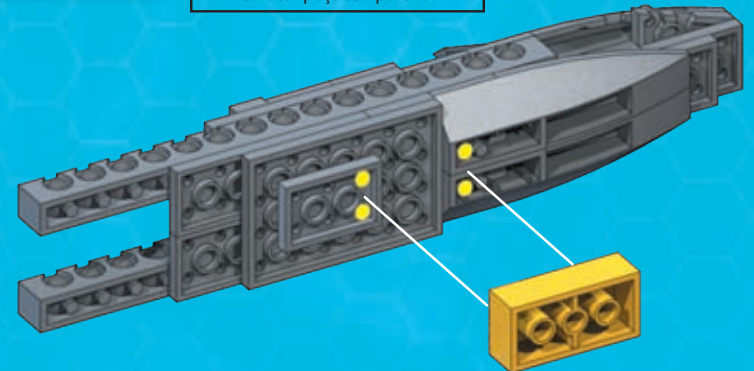
16



17



18

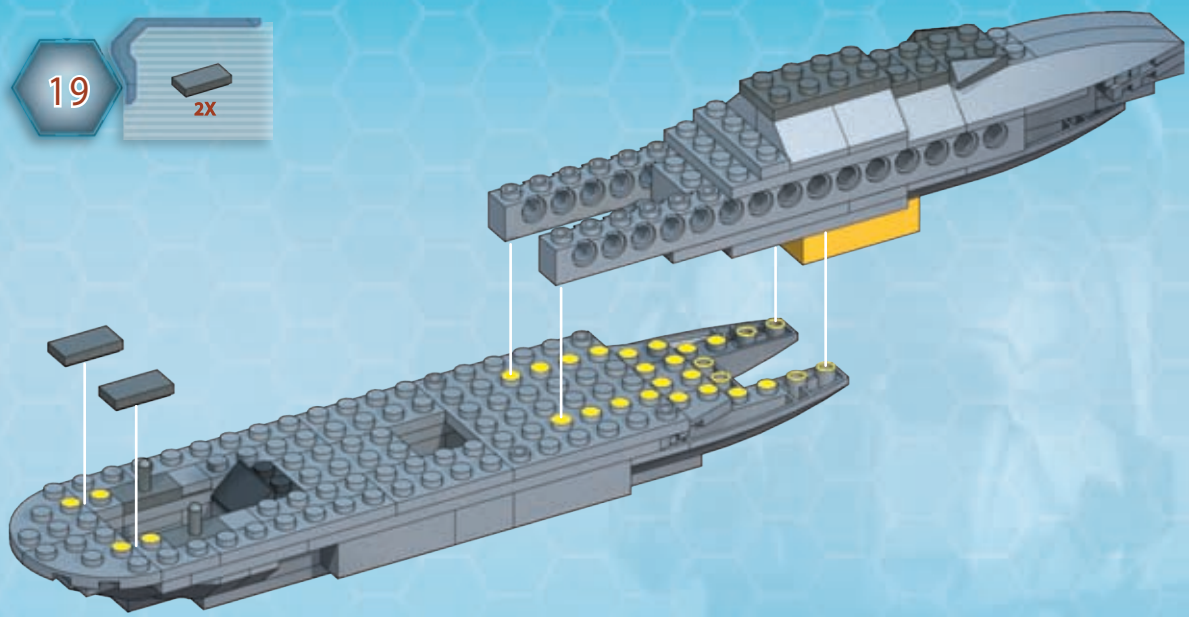


Place temporary piece.  
Colocar la pieza provisional.  
Installer la pièce temporaire.  
Provisorisches Teil einsetzen.  
Instaleer het tijdelijk onderdeel.  
Piazzare il pezzo temporaneo.  
Colocar peça temporária.



19

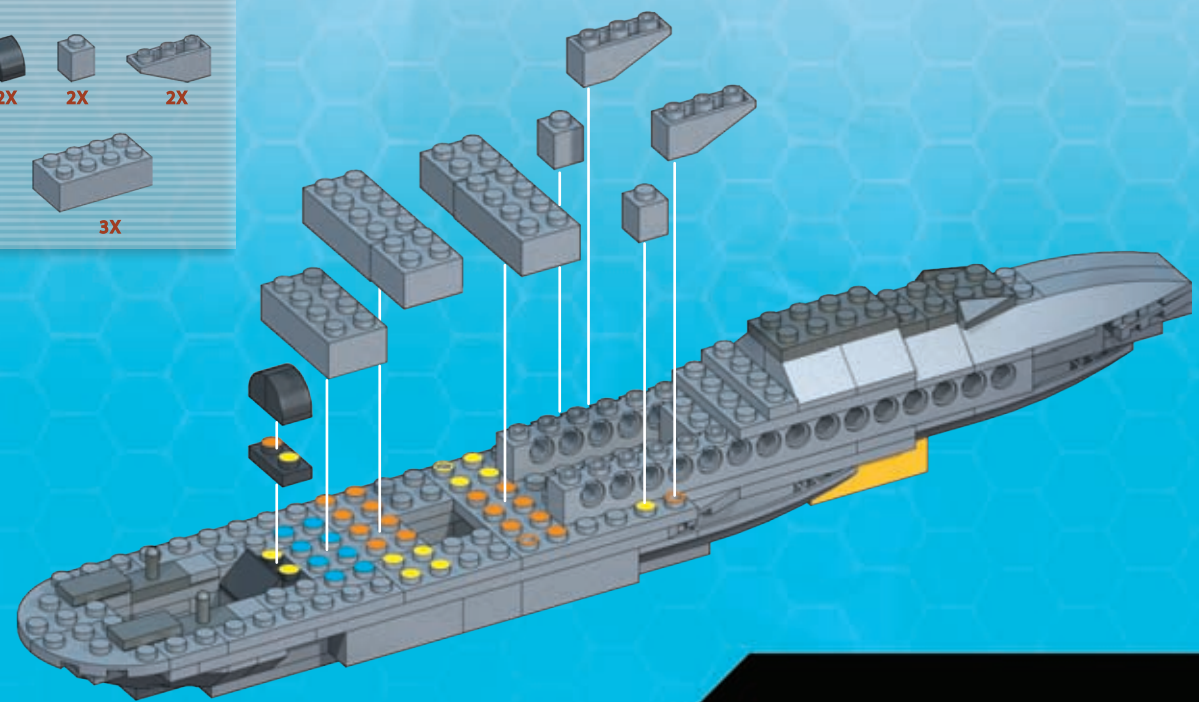
2X



20

1X 2X 2X 2X

2X 3X



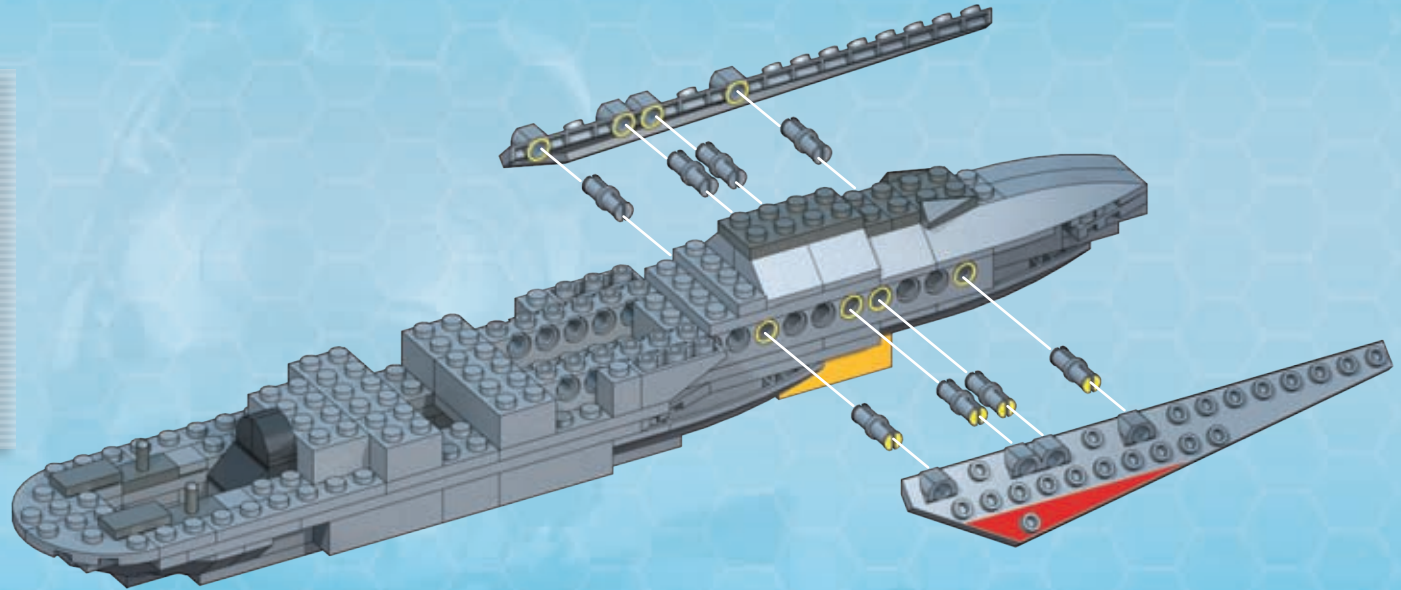


21

8X

1X

1X




22

1X

2X

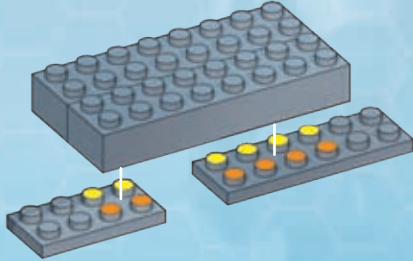
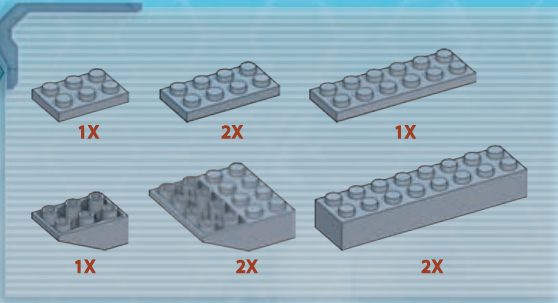
2X



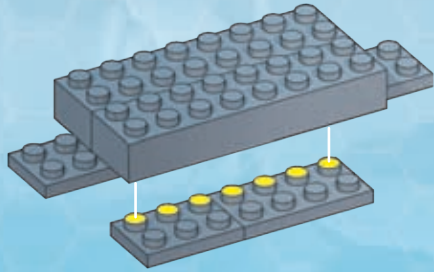




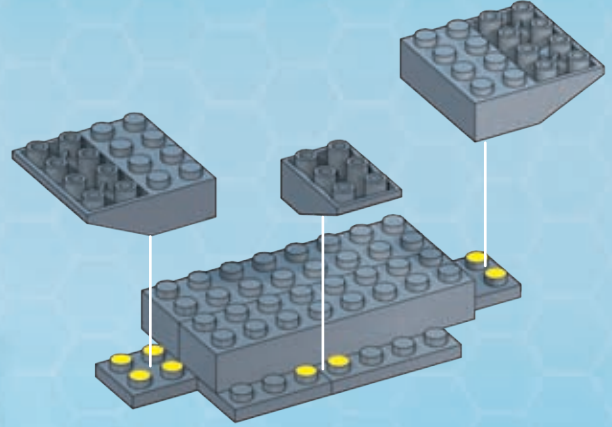
23



1


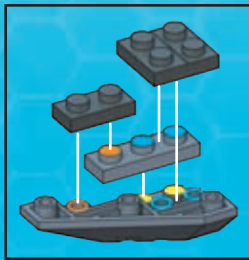



2



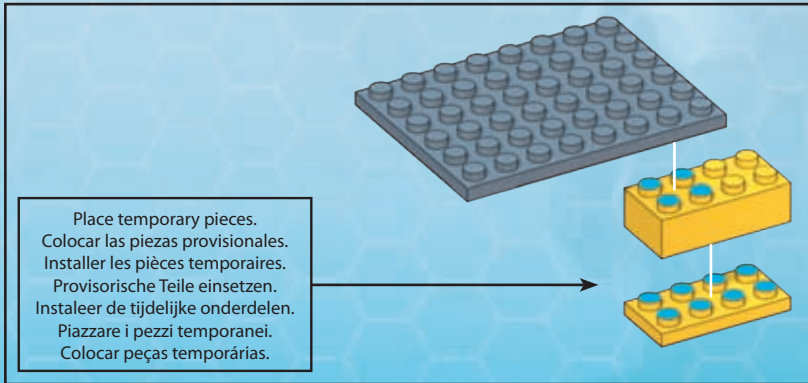

3

24

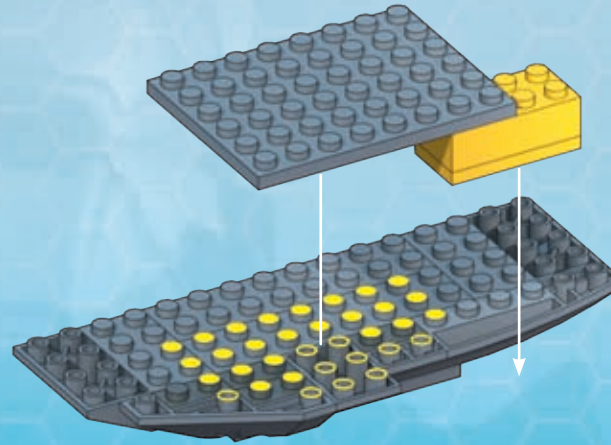




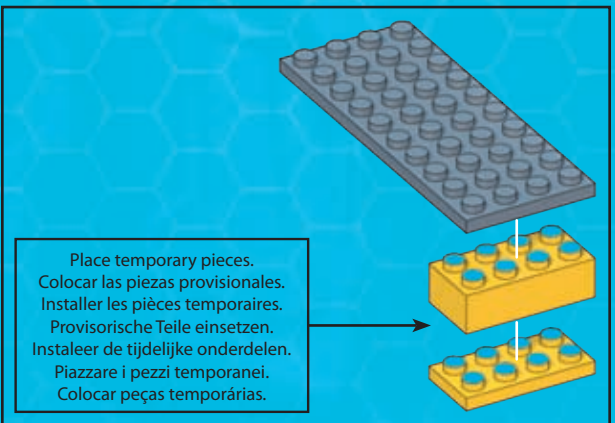
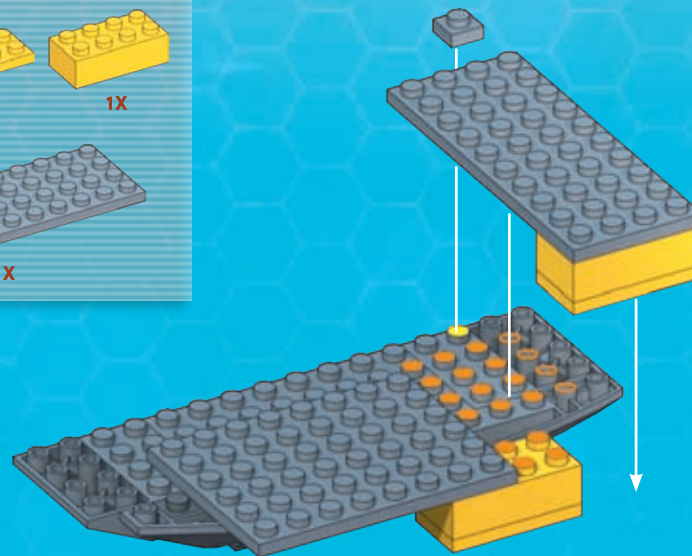
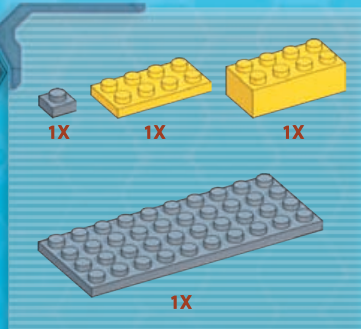
25



Place temporary pieces.  
Colocar las piezas provisionales.  
Installer les pièces temporaires.  
Provisorische Teile einsetzen.  
Instaleer de tijdelijke onderdelen.  
Piazzare i pezzi temporanei.  
Colocar peças temporárias.



26

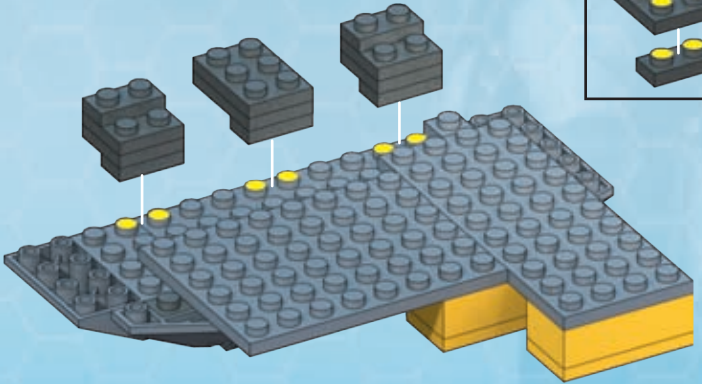
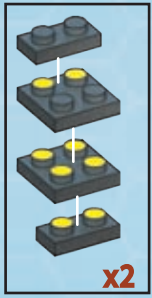


Place temporary pieces.  
Colocar las piezas provisionales.  
Installer les pièces temporaires.  
Provisorische Teile einsetzen.  
Instaleer de tijdelijke onderdelen.  
Piazzare i pezzi temporanei.  
Colocar peças temporárias.



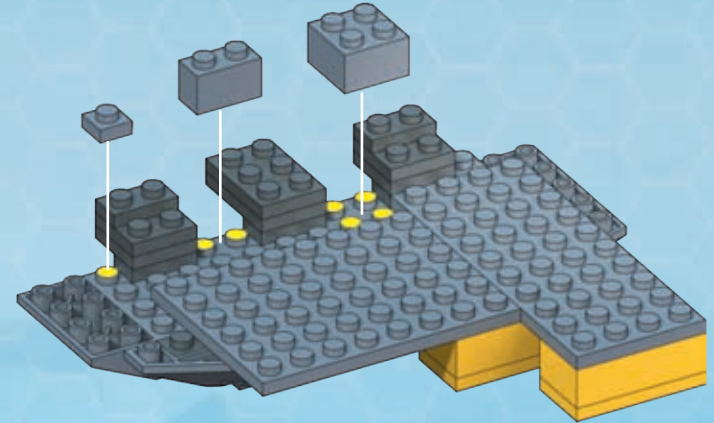
27

- 5X
- 4X
- 2X



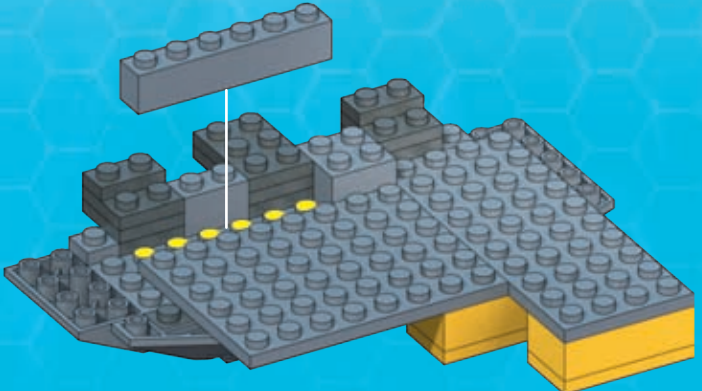
28

- 1X
- 1X
- 1X



29

- 1X



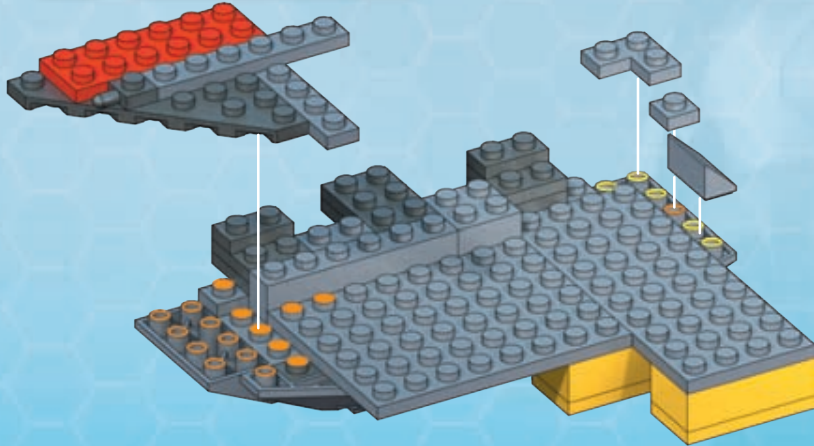
30

- 1X
- 2X
- 1X
- 1X

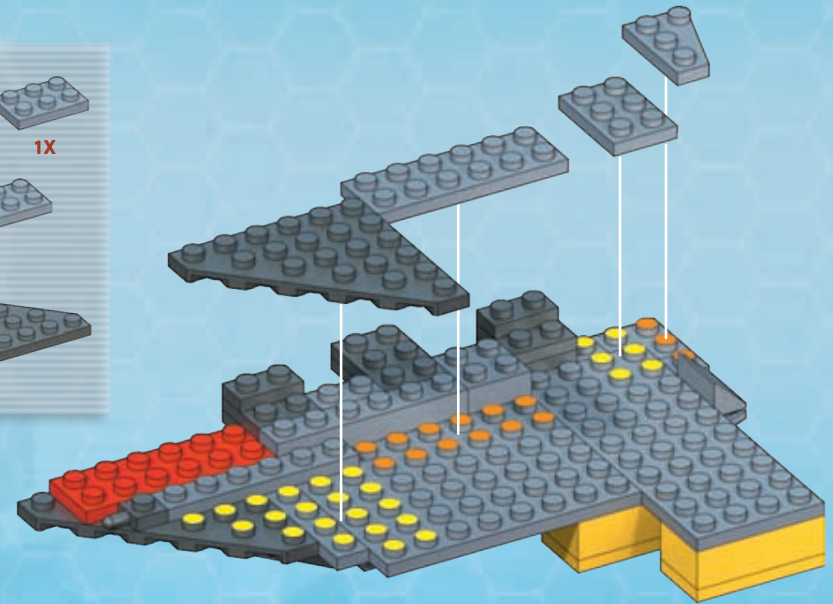





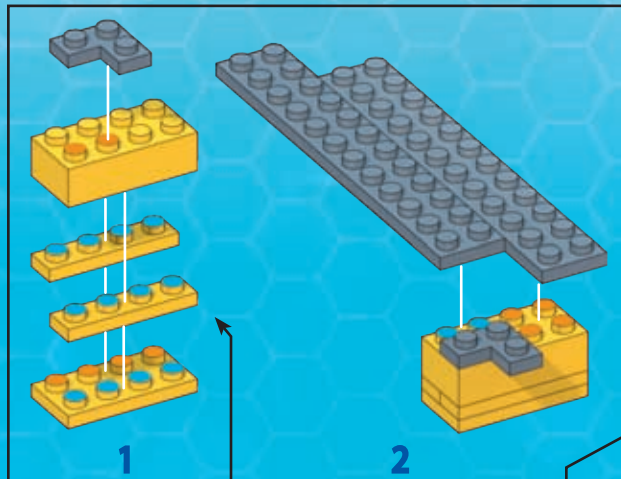
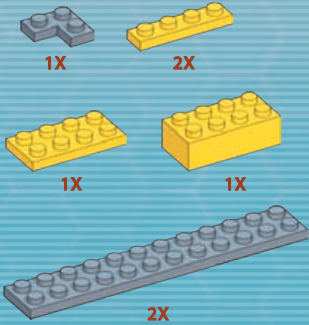
31




32



33

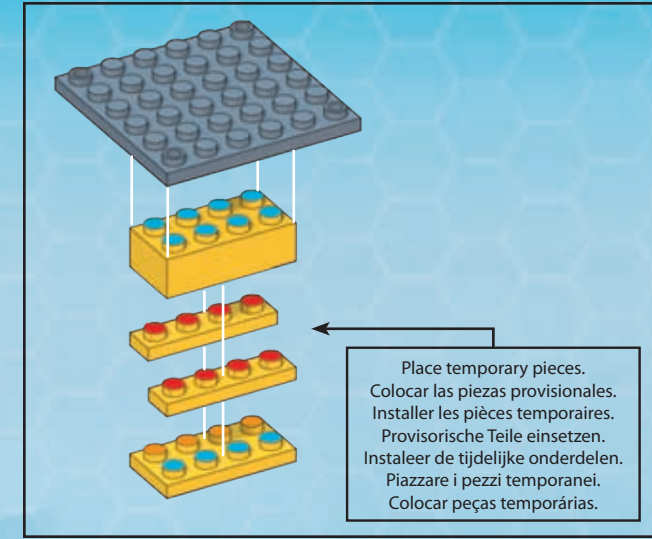
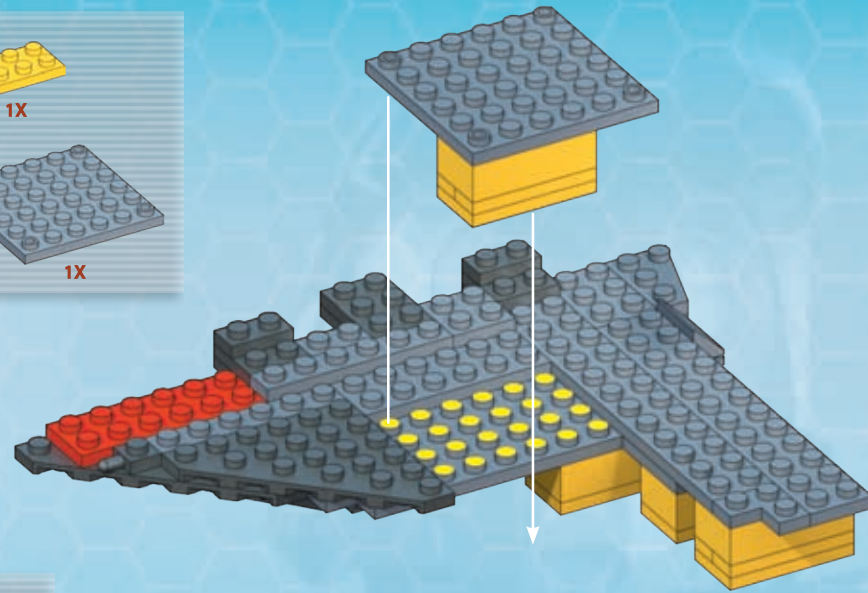
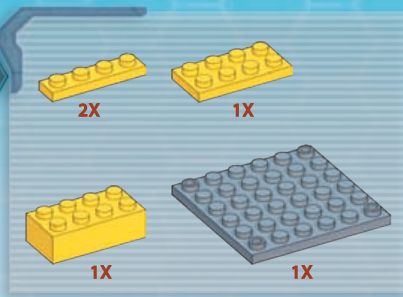


Place temporary pieces.  
 Colocar las piezas provisionales.  
 Installer les pièces temporaires.  
 Provisorische Teile einsetzen.  
 Instaleer de tijdelijke onderdelen.  
 Piazzare i pezzi temporanei.  
 Colocar peças temporárias.



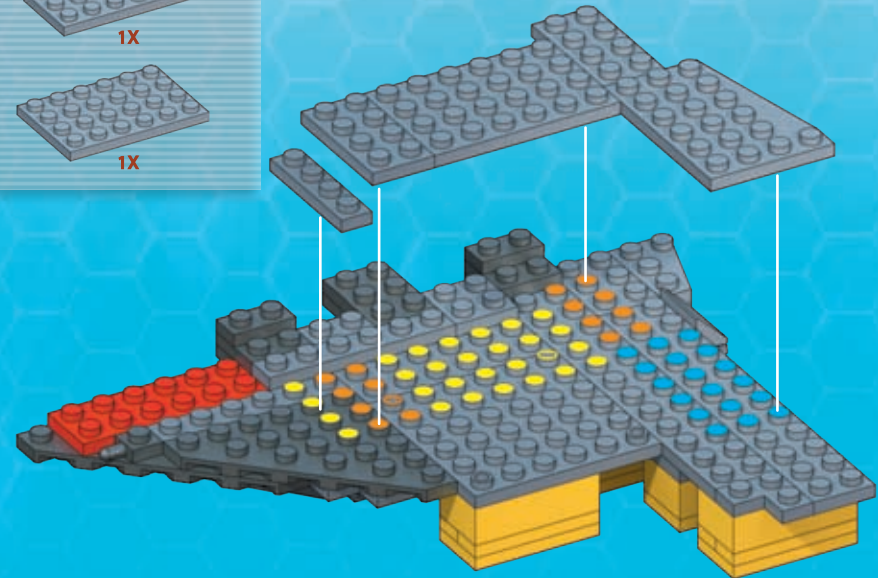



34

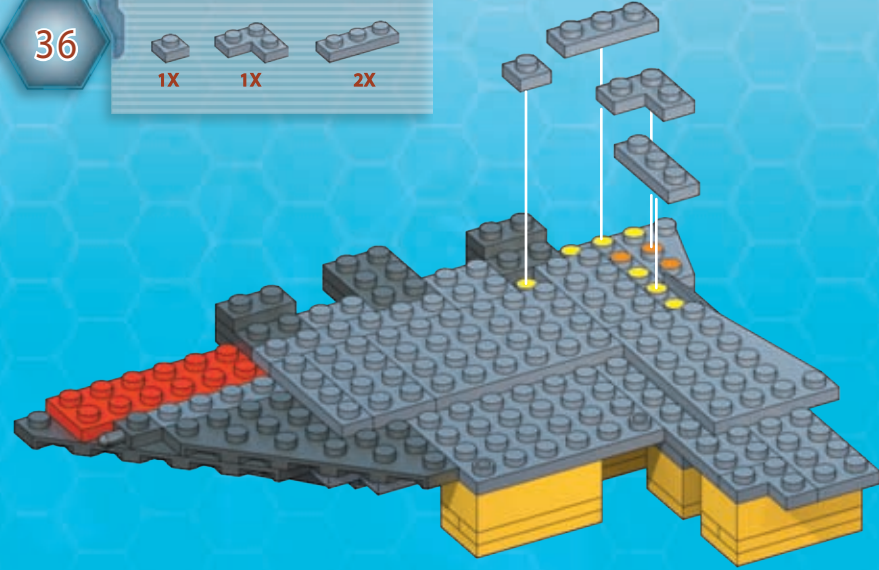


Place temporary pieces.  
 Colocar las piezas provisionales.  
 Installer les pièces temporaires.  
 Provisorische Teile einsetzen.  
 Instaleer de tijdelijke onderdelen.  
 Piazzare i pezzi temporanei.  
 Colocar peças temporárias.

35





36







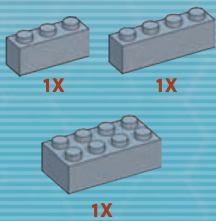
37



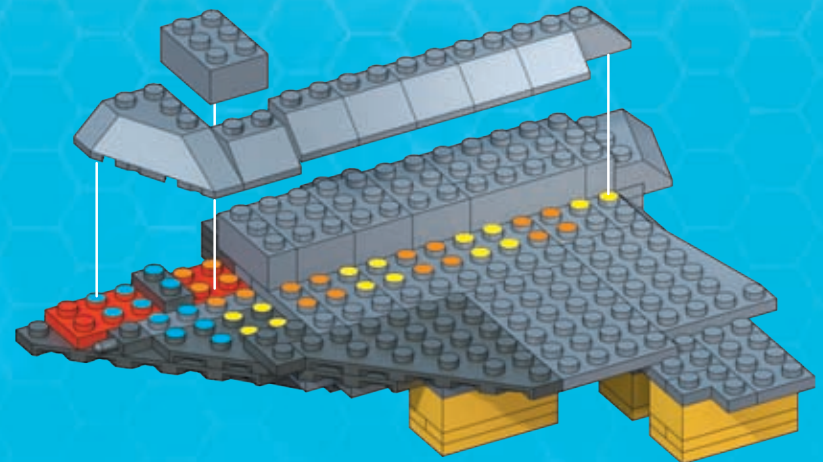
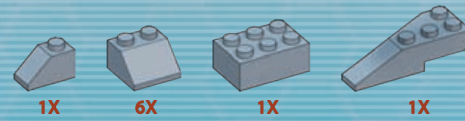
38



39

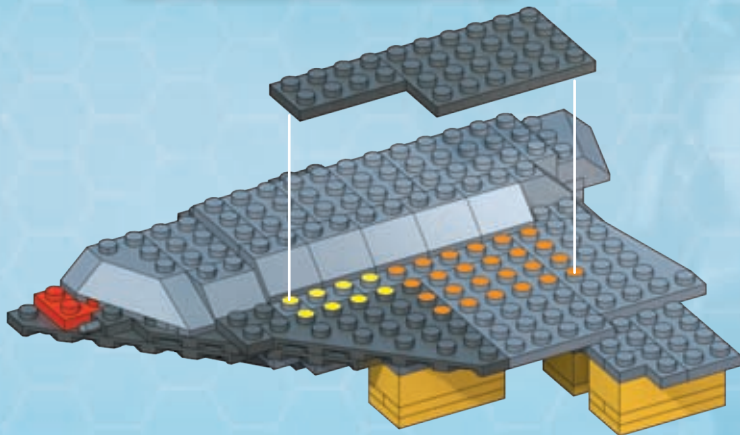


40

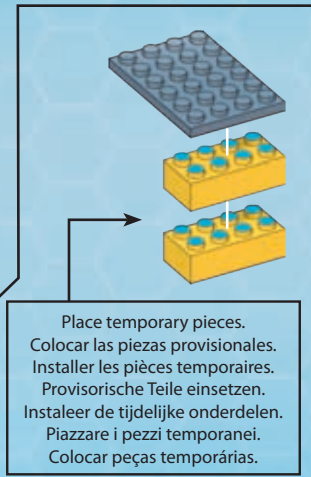
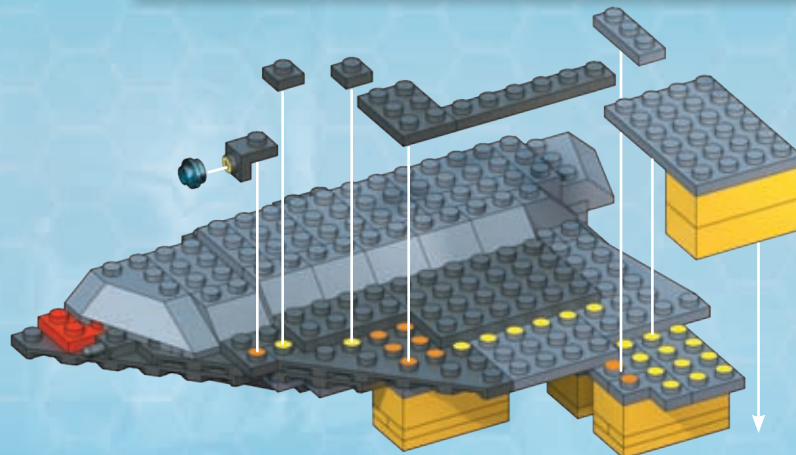





41

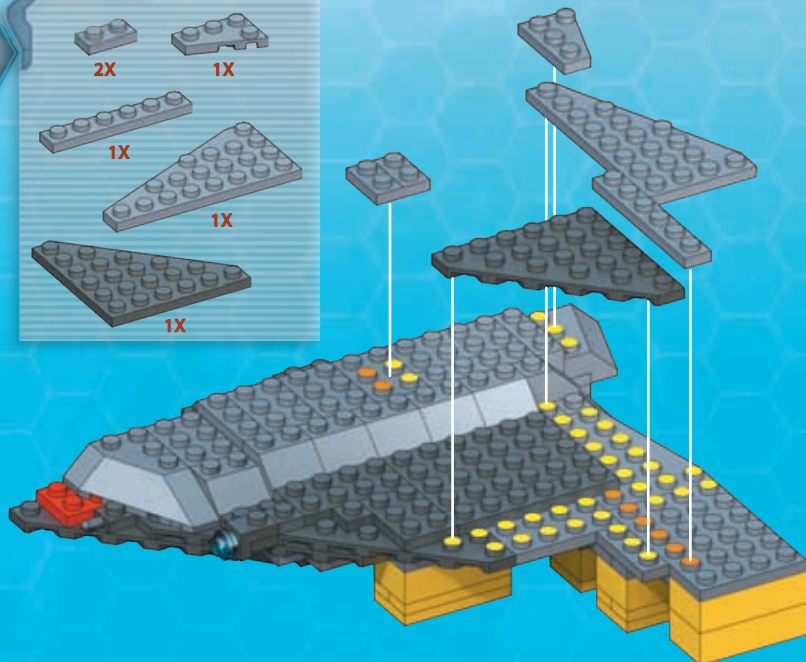
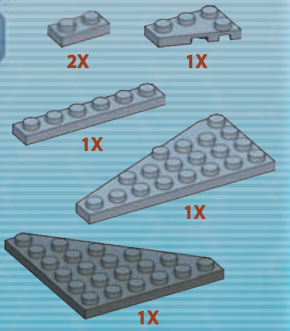


42


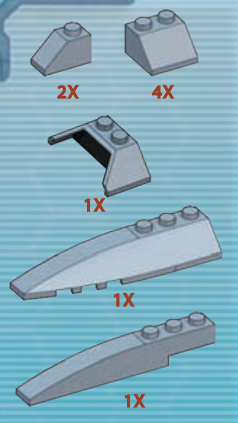


Place temporary pieces.  
 Colocar las piezas provisionales.  
 Installer les pièces temporaires.  
 Provisorische Teile einsetzen.  
 Instaleer de tijdelijke onderdelen.  
 Piazzare i pezzi temporanei.  
 Colocar peças temporárias.

43

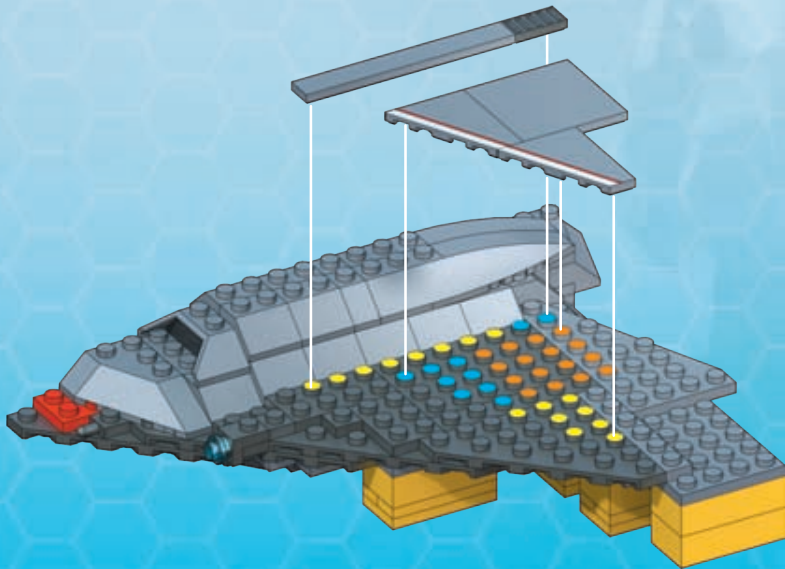



44

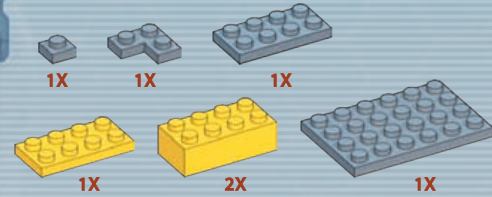





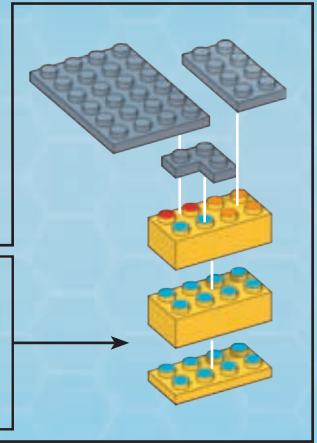
45



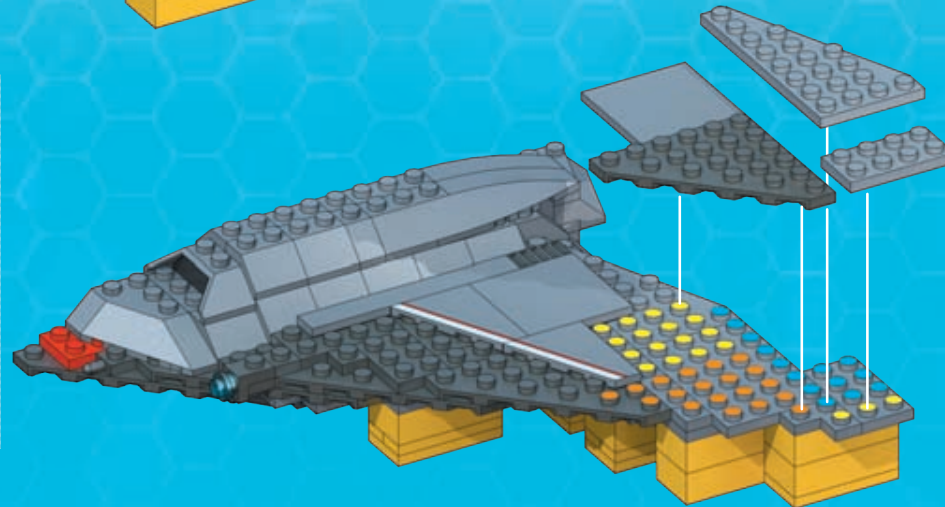
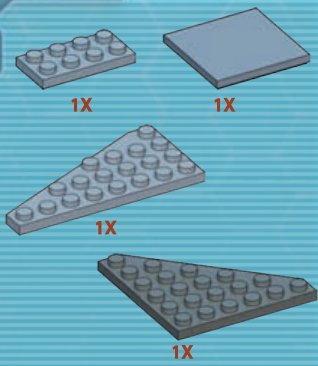
46



Place temporary pieces.  
 Colocar las piezas provisionales.  
 Installer les pièces temporaires.  
 Provisorische Teile einsetzen.  
 Instaleer de tijdelijke onderdelen.  
 Piazzare i pezzi temporanei.  
 Colocar peças temporárias.




47






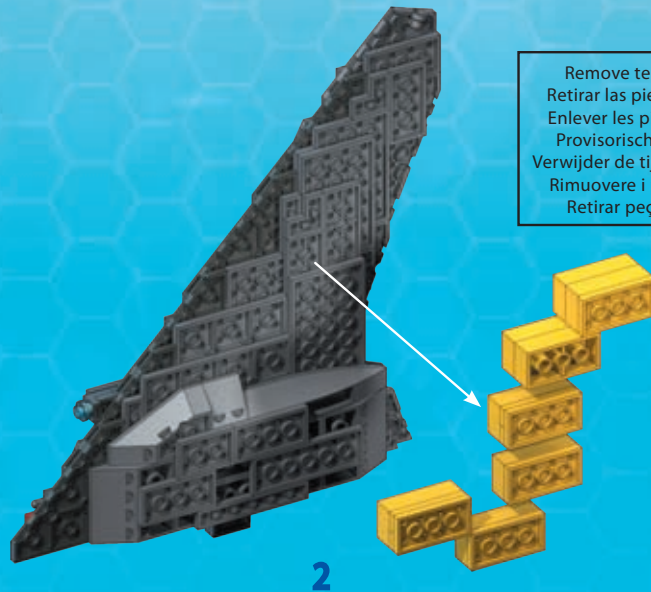

48



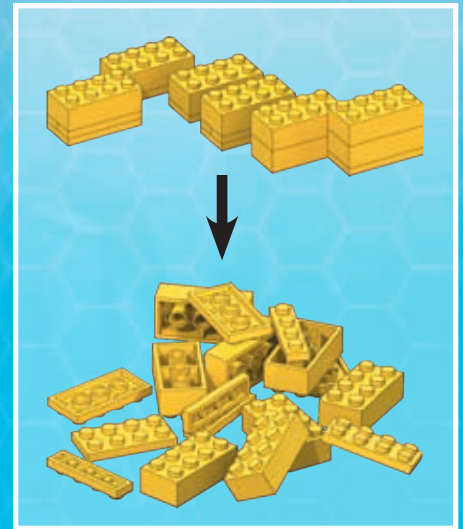
49



50





Remove temporary pieces.  
 Retirar las piezas provisionales.  
 Enlever les pièces temporaires.  
 Provisorische Teile entfernen.  
 Verwijder de tijdelijke onderdelen.  
 Rimuovere i pezzi temporanei.  
 Retirar peças temporárias.



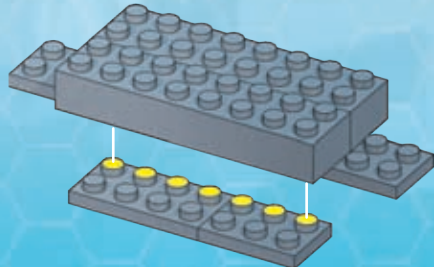




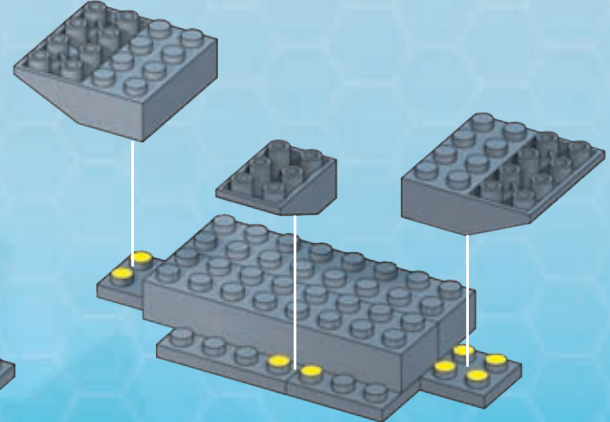
51



1

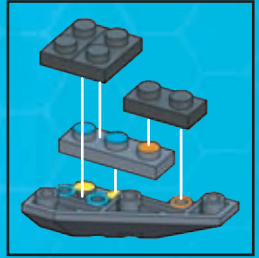
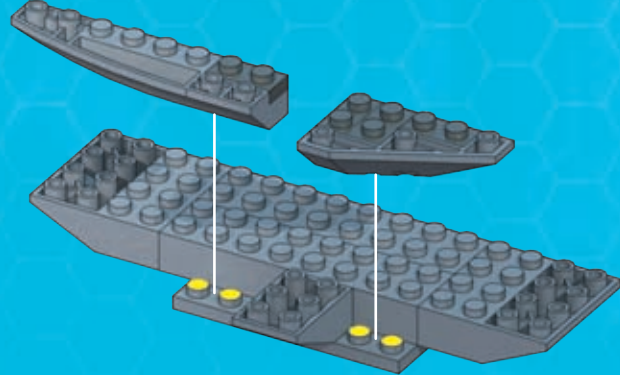



2



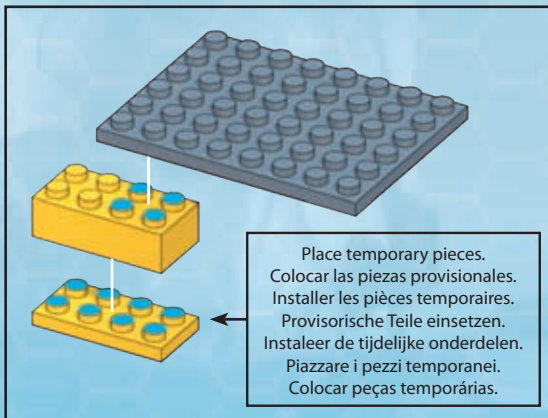

3

52

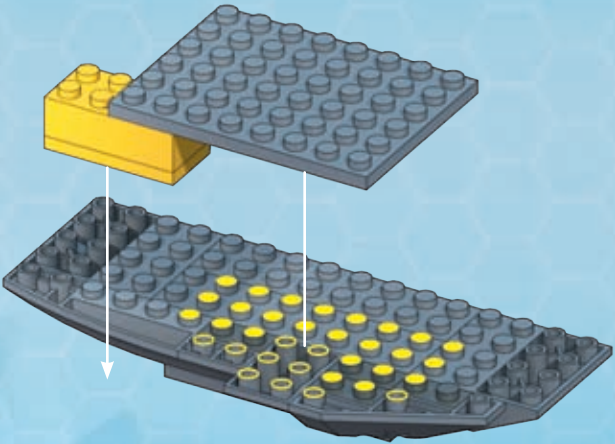




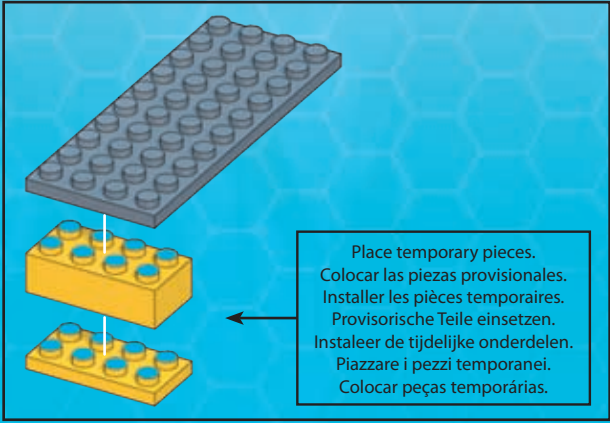
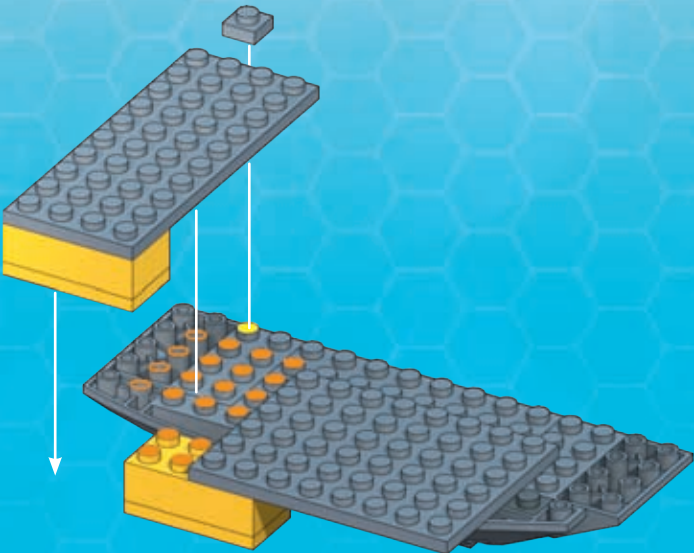
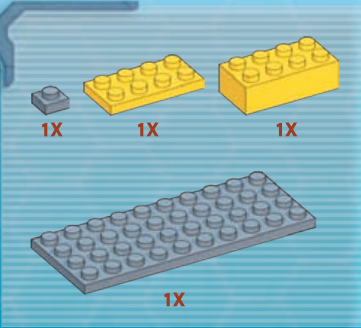
53



Place temporary pieces.  
 Colocar las piezas provisionales.  
 Installer les pièces temporaires.  
 Provisorische Teile einsetzen.  
 Instaleer de tijdelijke onderdelen.  
 Piazzare i pezzi temporanei.  
 Colocar peças temporárias.



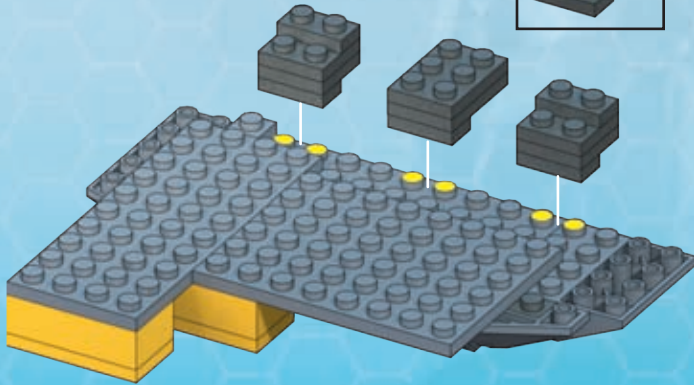
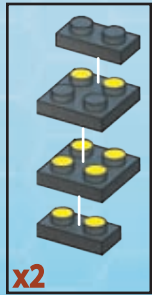
54



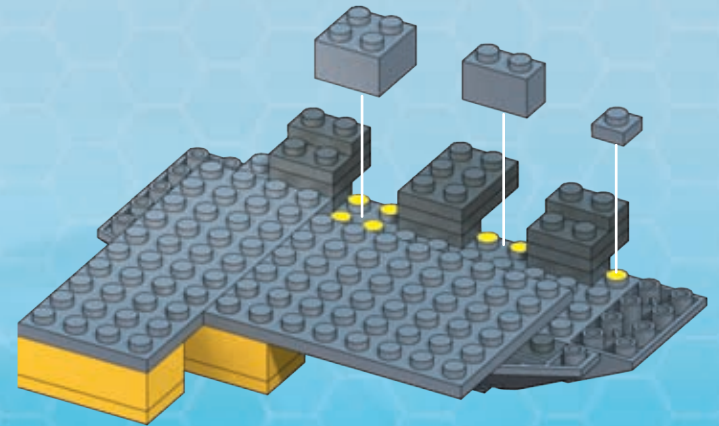

Place temporary pieces.  
 Colocar las piezas provisionales.  
 Installer les pièces temporaires.  
 Provisorische Teile einsetzen.  
 Instaleer de tijdelijke onderdelen.  
 Piazzare i pezzi temporanei.  
 Colocar peças temporárias.



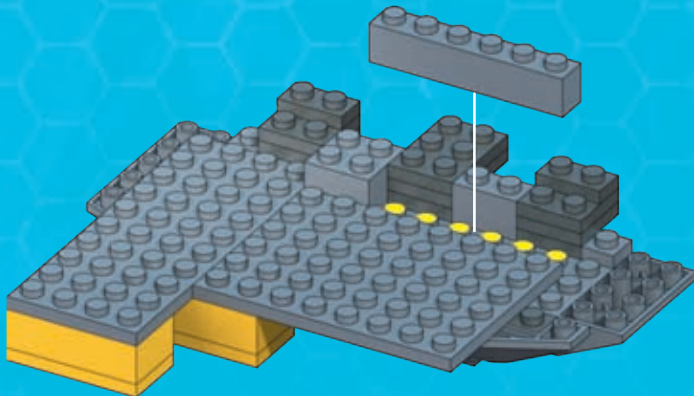

55



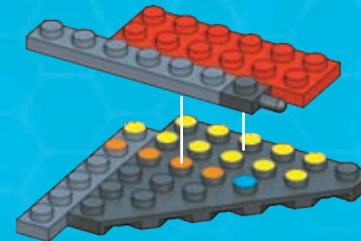
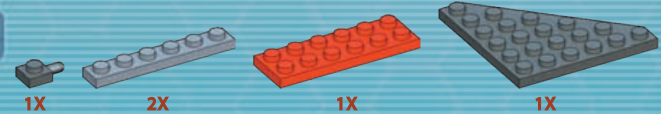
56




57



58



1

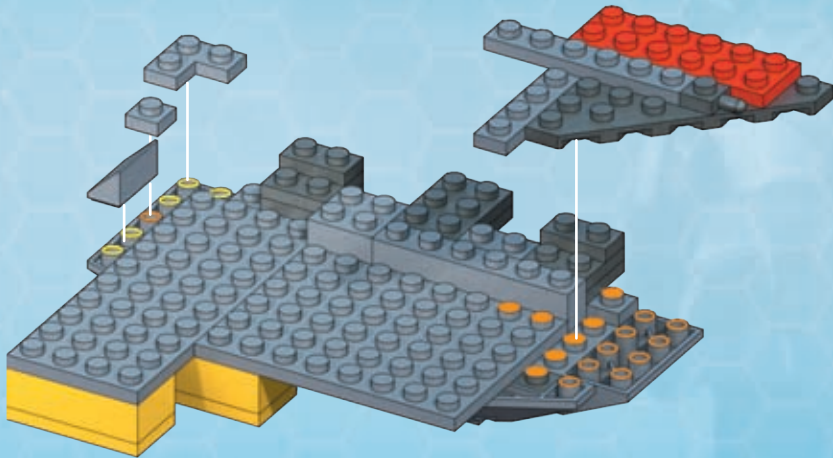


2



59

1X 1X 1X

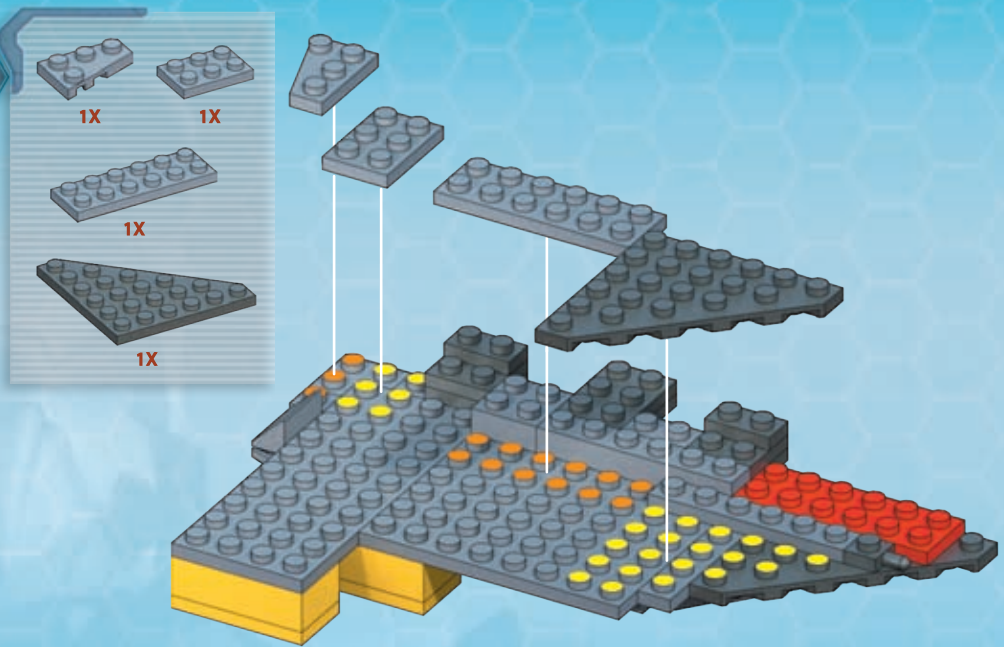


60

1X 1X

1X

1X



61

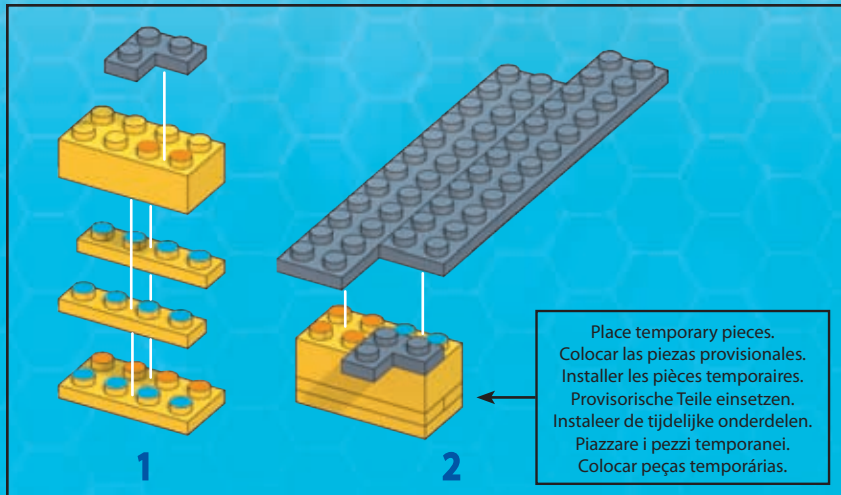
1X

2X

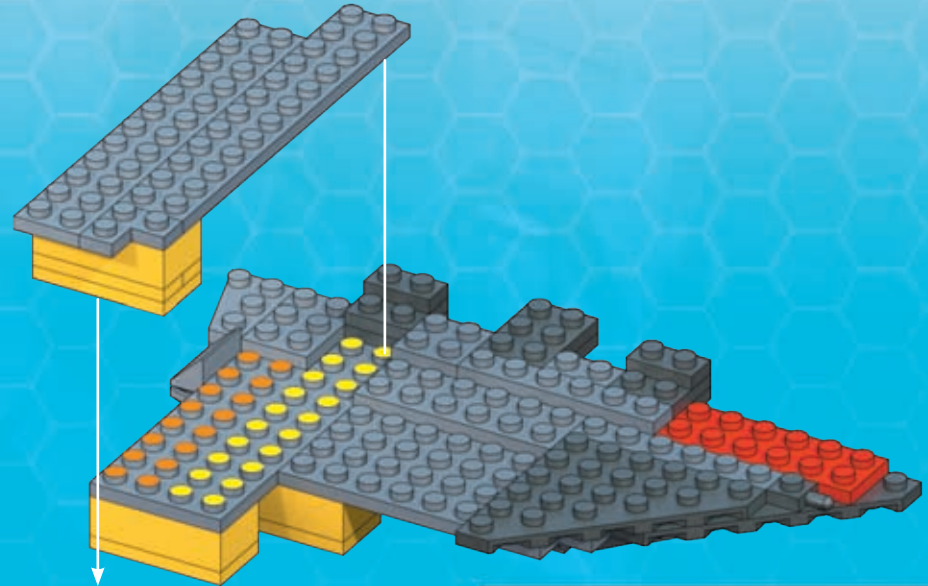
1X

1X

2X

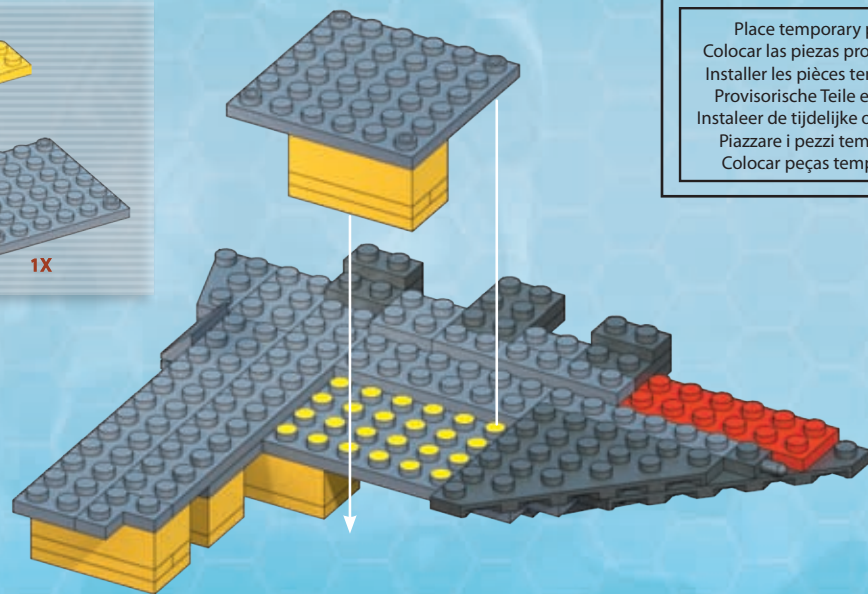
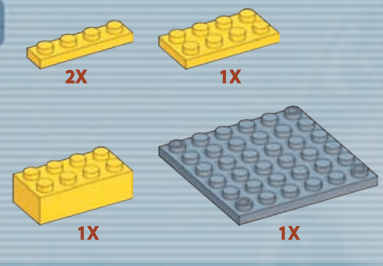


Place temporary pieces.  
 Colocar las piezas provisionales.  
 Installer les pièces temporaires.  
 Provisorische Teile einsetzen.  
 Instaleer de tijdelijke onderdelen.  
 Piazzare i pezzi temporanei.  
 Colocar peças temporárias.

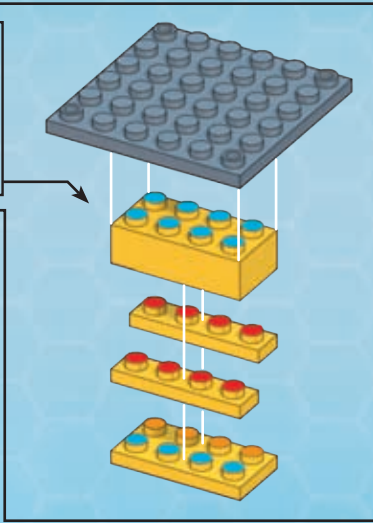




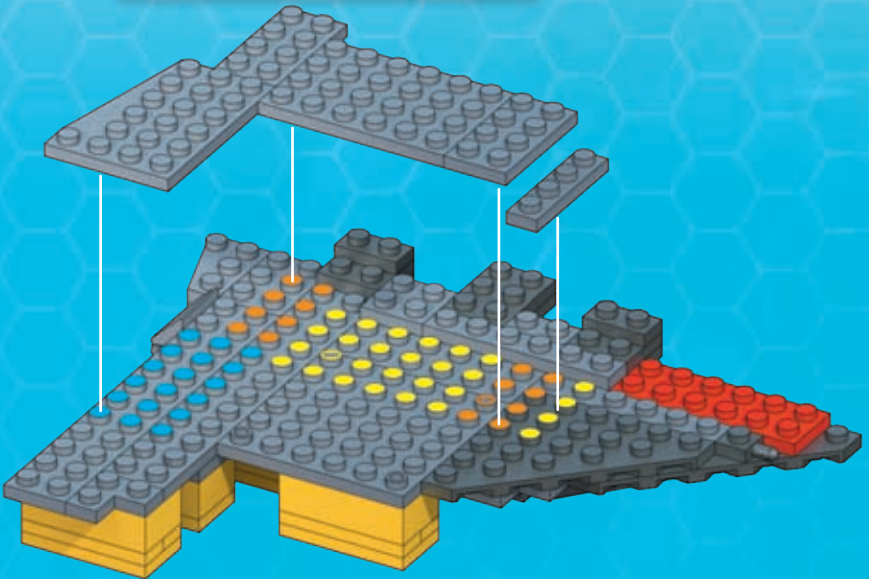
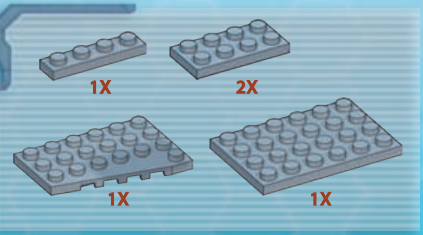
62




Place temporary pieces.  
Colocar las piezas provisionales.  
Installer les pièces temporaires.  
Provisorische Teile einsetzen.  
Instaleer de tijdelijke onderdelen.  
Piazzare i pezzi temporanei.  
Colocar peças temporárias.



63





64

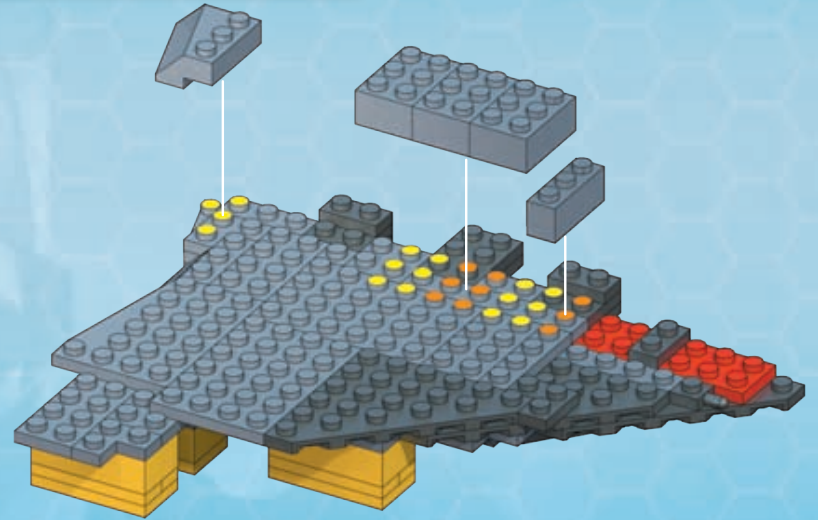
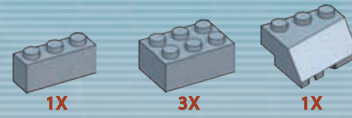




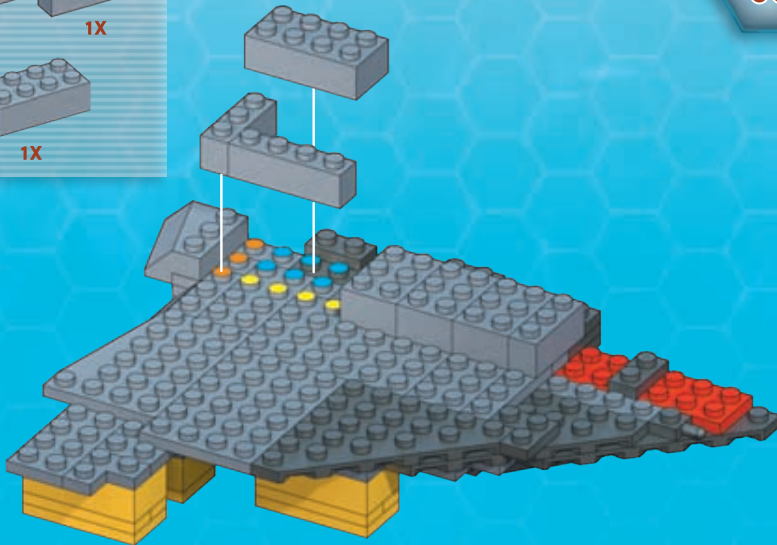
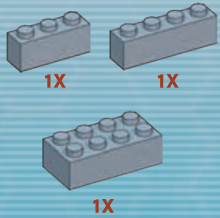
65



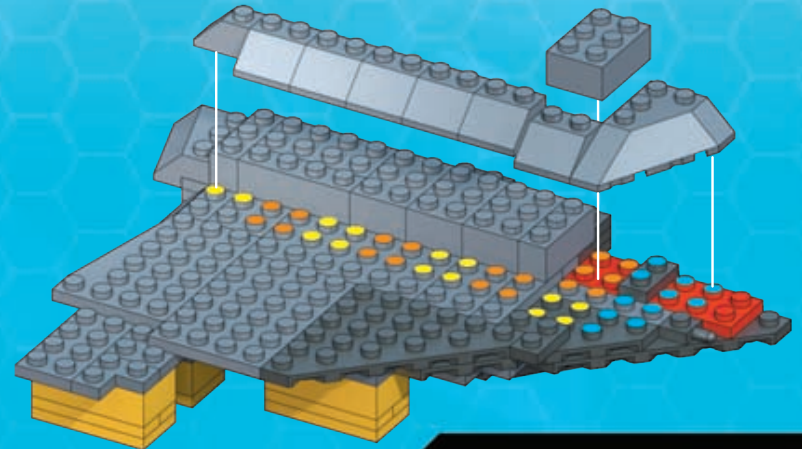

66



67

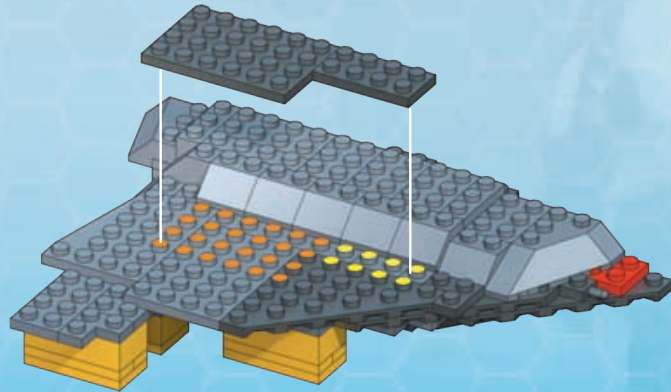



68

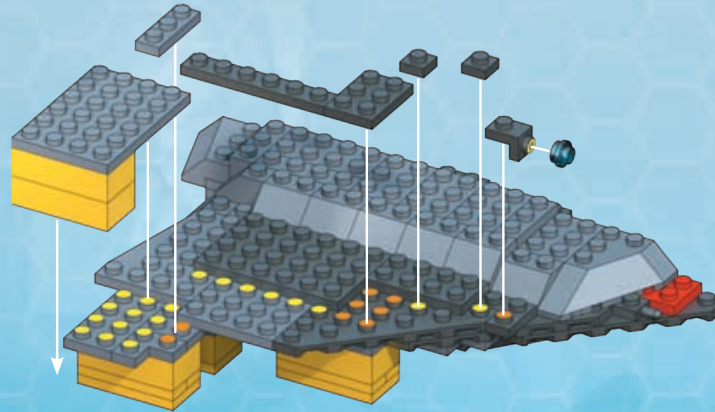





69

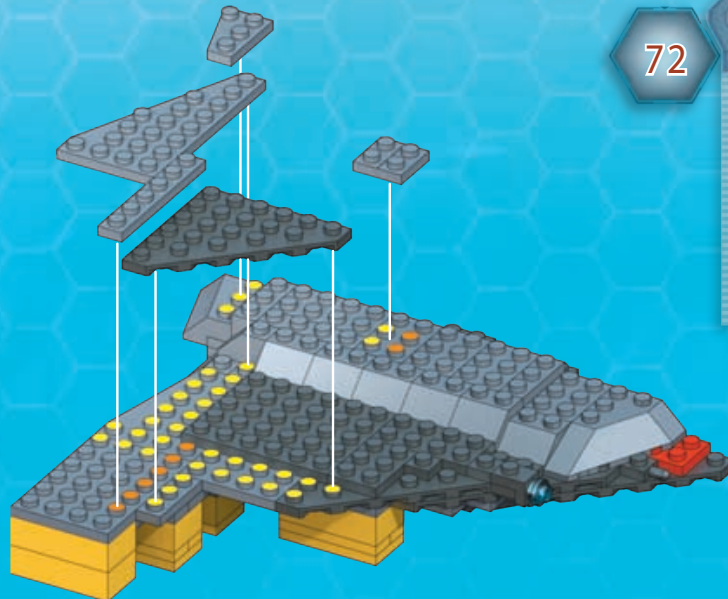
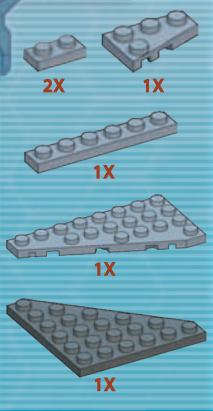


70

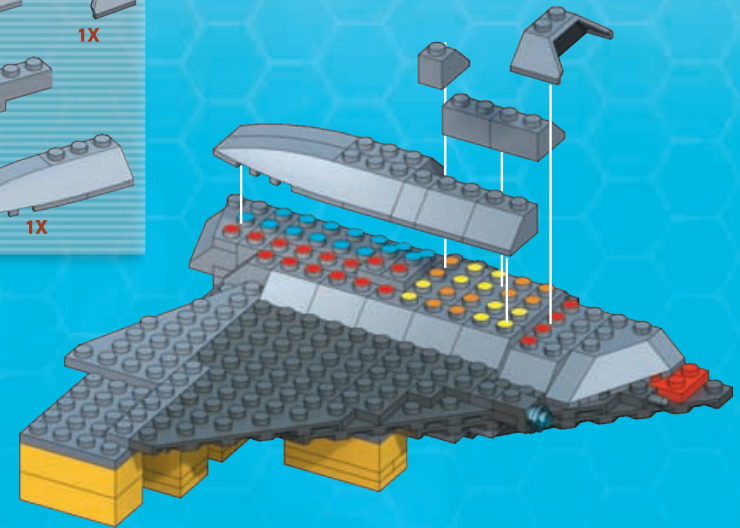
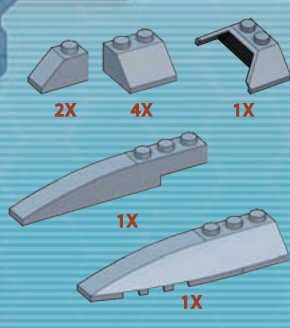


Place temporary pieces.  
Colocar las piezas provisionales.  
Installer les pièces temporaires.  
Provisorische Teile einsetzen.  
Instaleer de tijdelijke onderdelen.  
Piazzare i pezzi temporanei.  
Colocar peças temporárias.

71

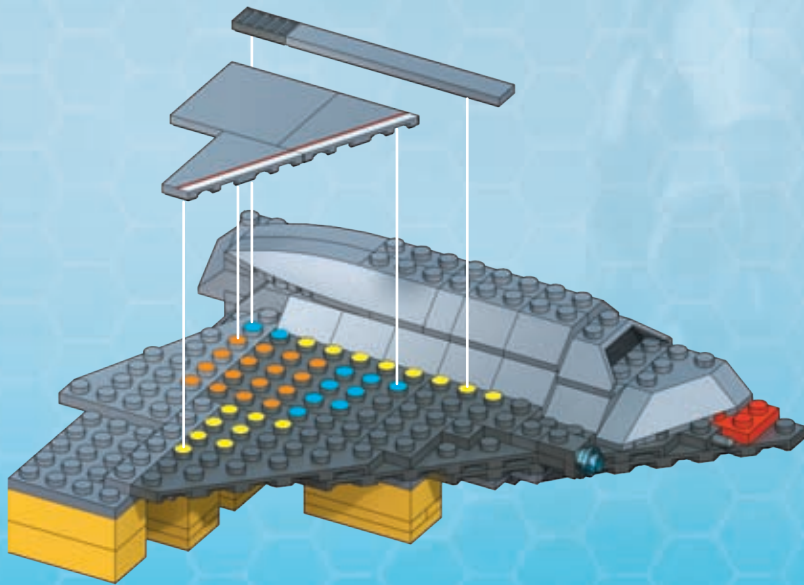



72


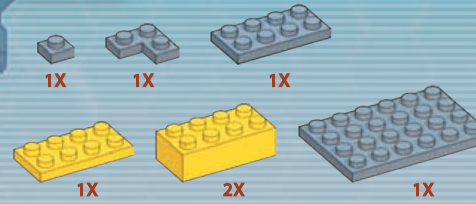




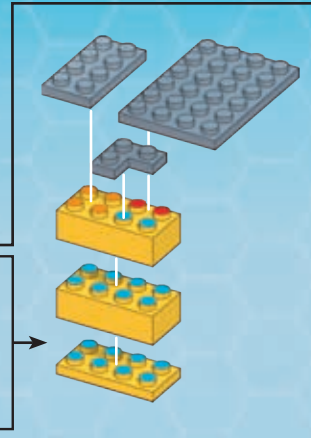
73



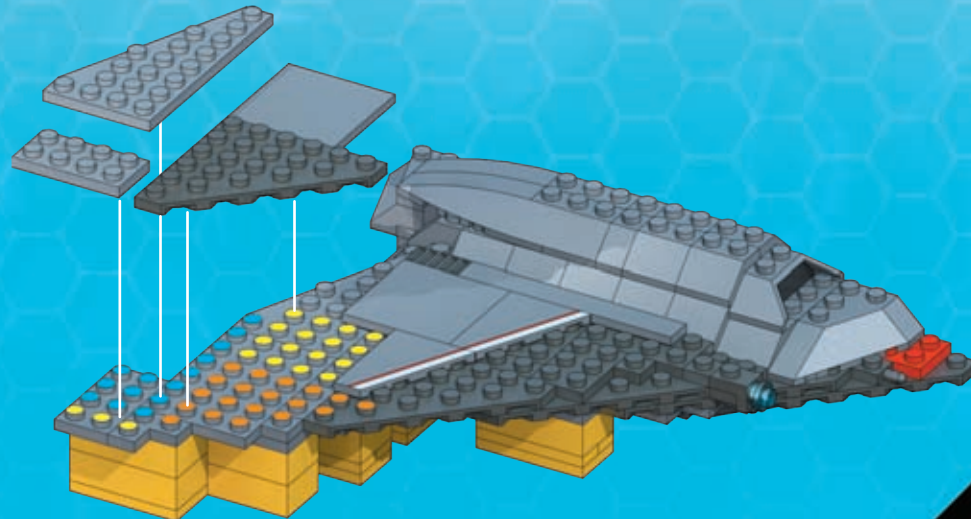
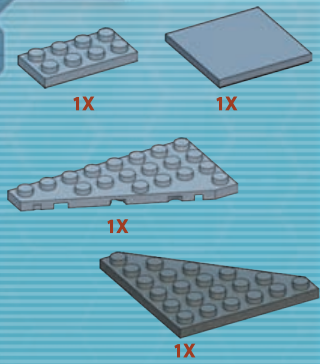
74



Place temporary pieces.  
 Colocar las piezas provisionales.  
 Installer les pièces temporaires.  
 Provisorische Teile einsetzen.  
 Instaleer de tijdelijke onderdelen.  
 Piazzare i pezzi temporanei.  
 Colocar peças temporárias.

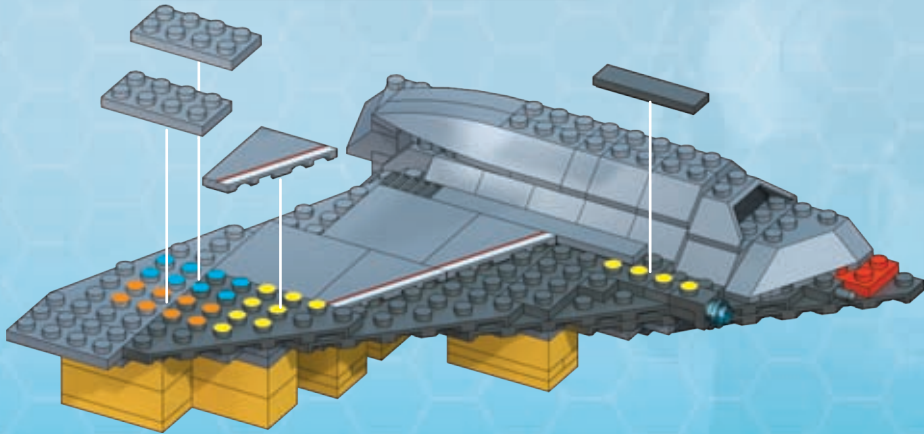


75







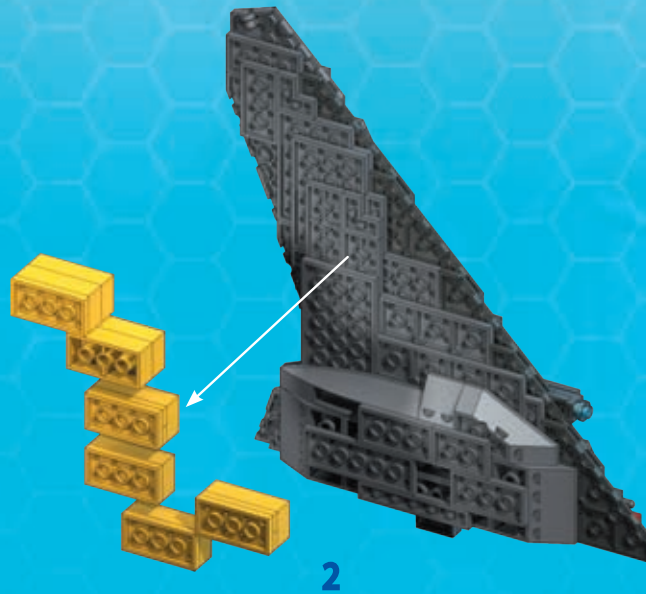

76



77



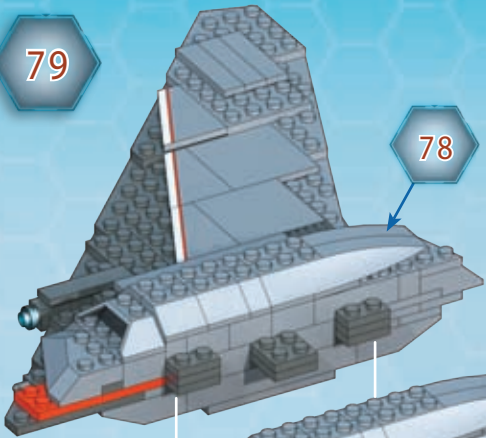
78




Remove temporary pieces.  
Retirar las piezas provisionales.  
Enlever les pièces temporaires.  
Provisorische Teile entfernen.  
Verwijder de tijdelijke onderdelen.  
Rimuovere i pezzi temporanei.  
Retirar peças temporárias.




79



78



50




22

80





1X

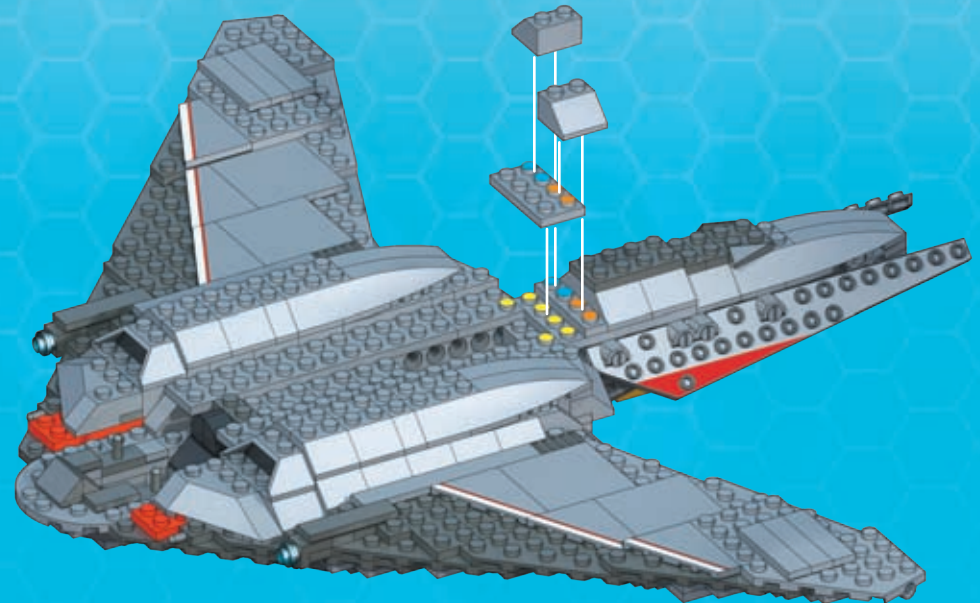





81

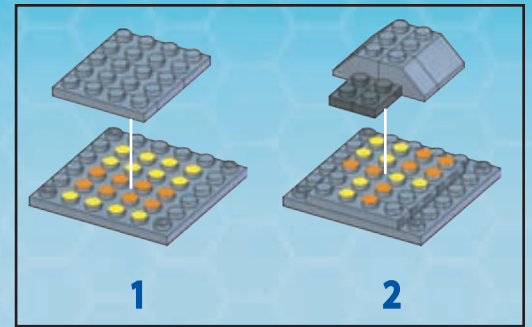
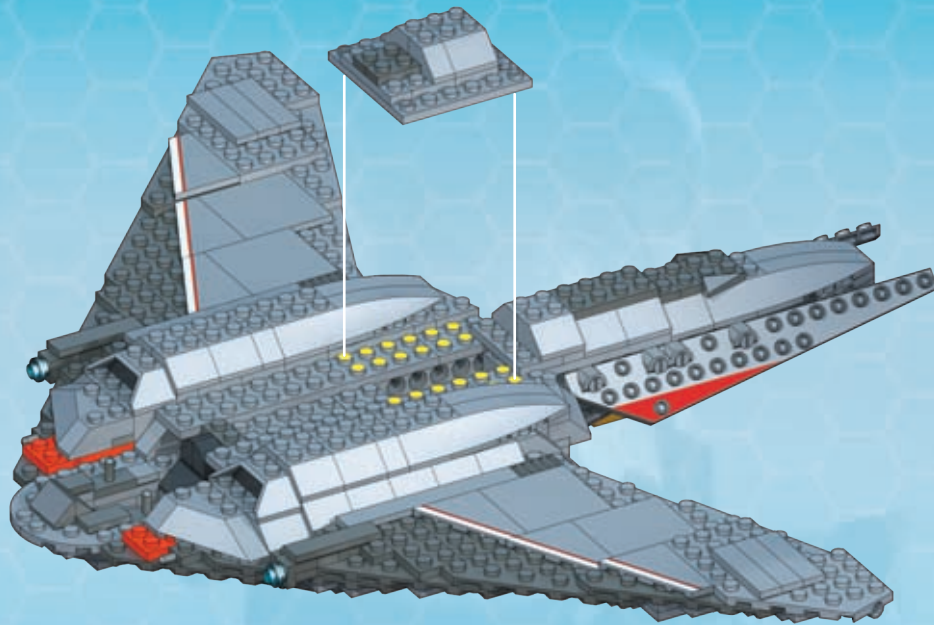
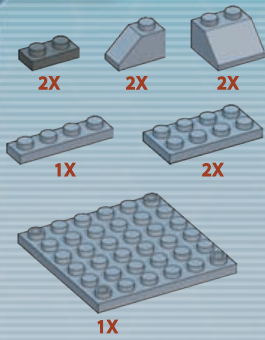


82

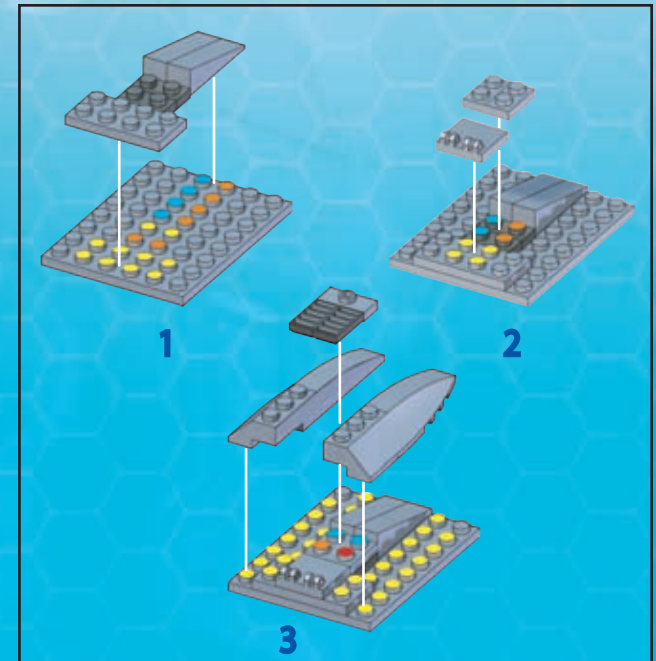






83

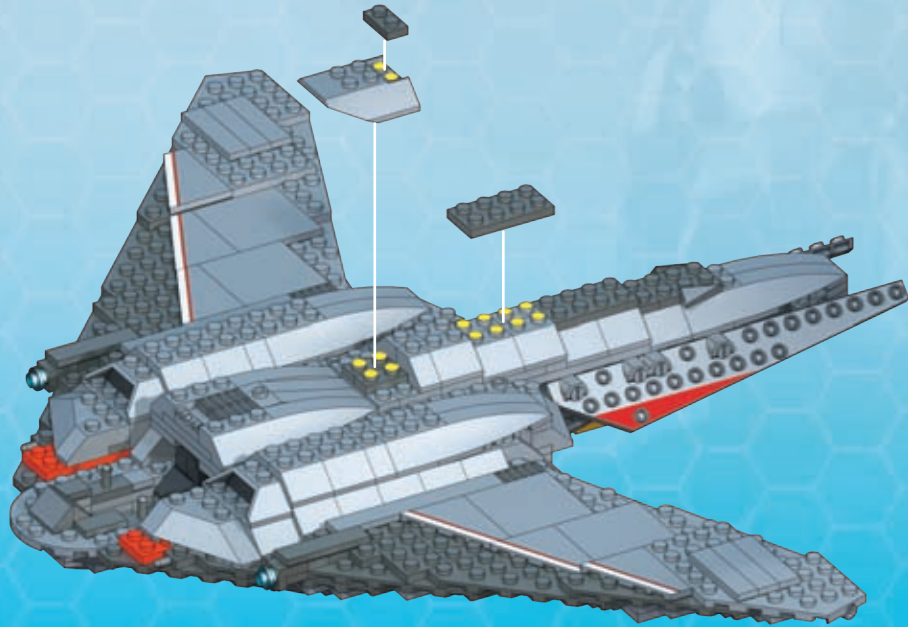
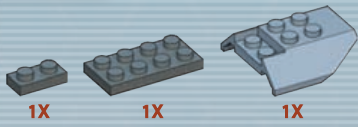


84


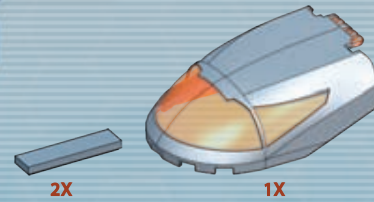




85




86



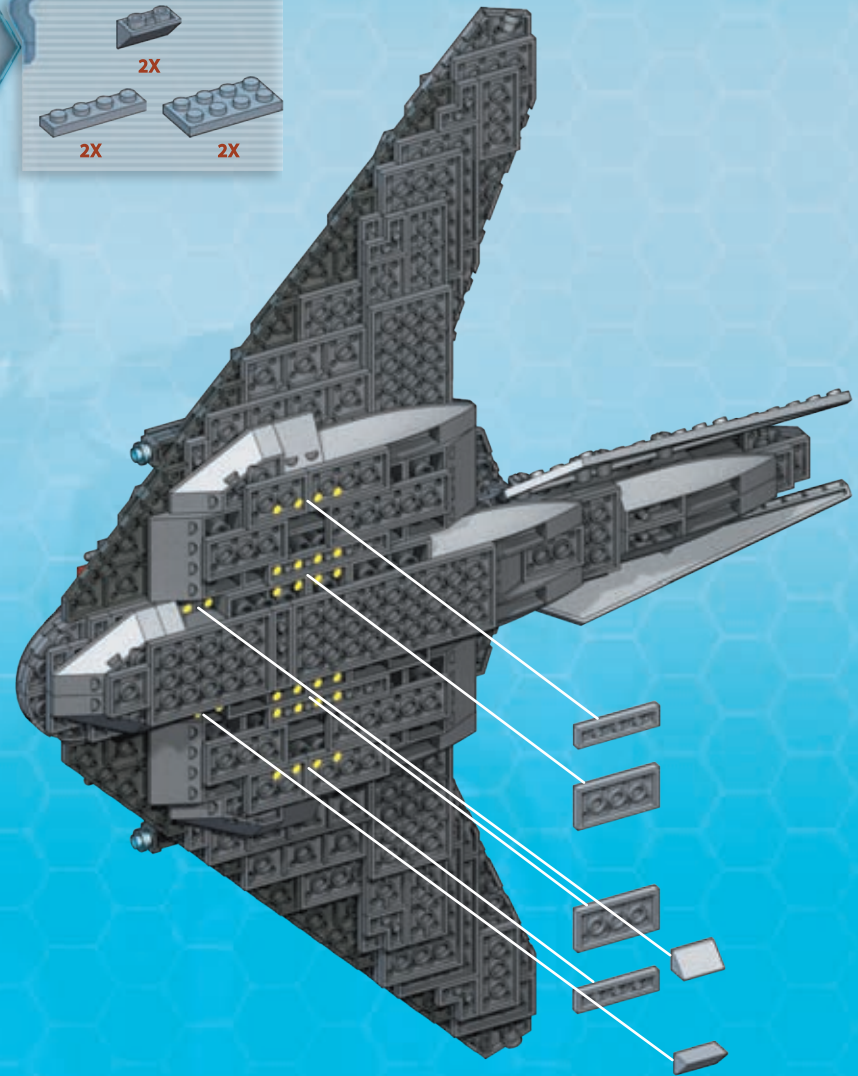
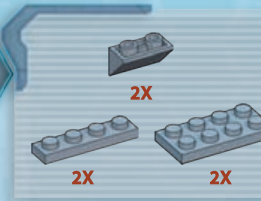


87



Remove temporary piece.  
 Retirar la pieza provisional.  
 Enlever la pièce temporaire.  
 Provisorisches Teil entfernen.  
 Verwijder het tijdelijk onderdeel.  
 Rimuovere il pezzo temporaneo.  
 Retirar peça temporária.

88





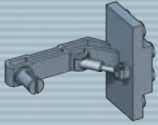
89



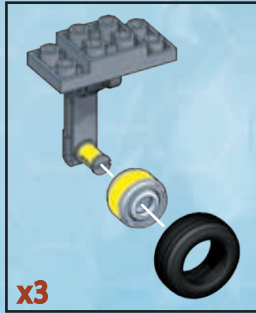
3X




3X



3X



x3



90



2X



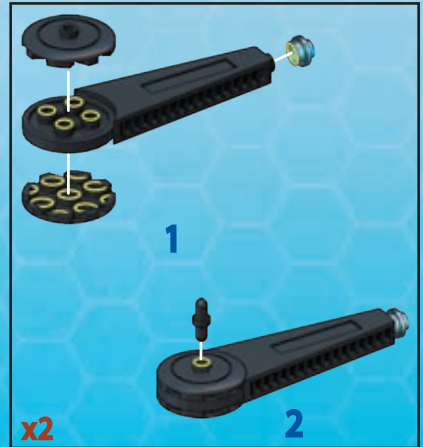
2X




4X



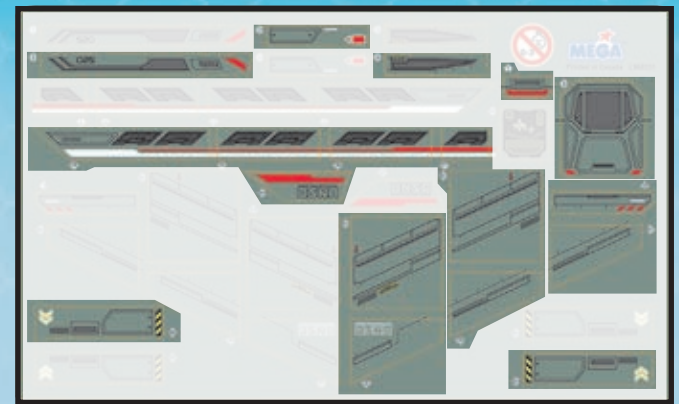
2X




x2








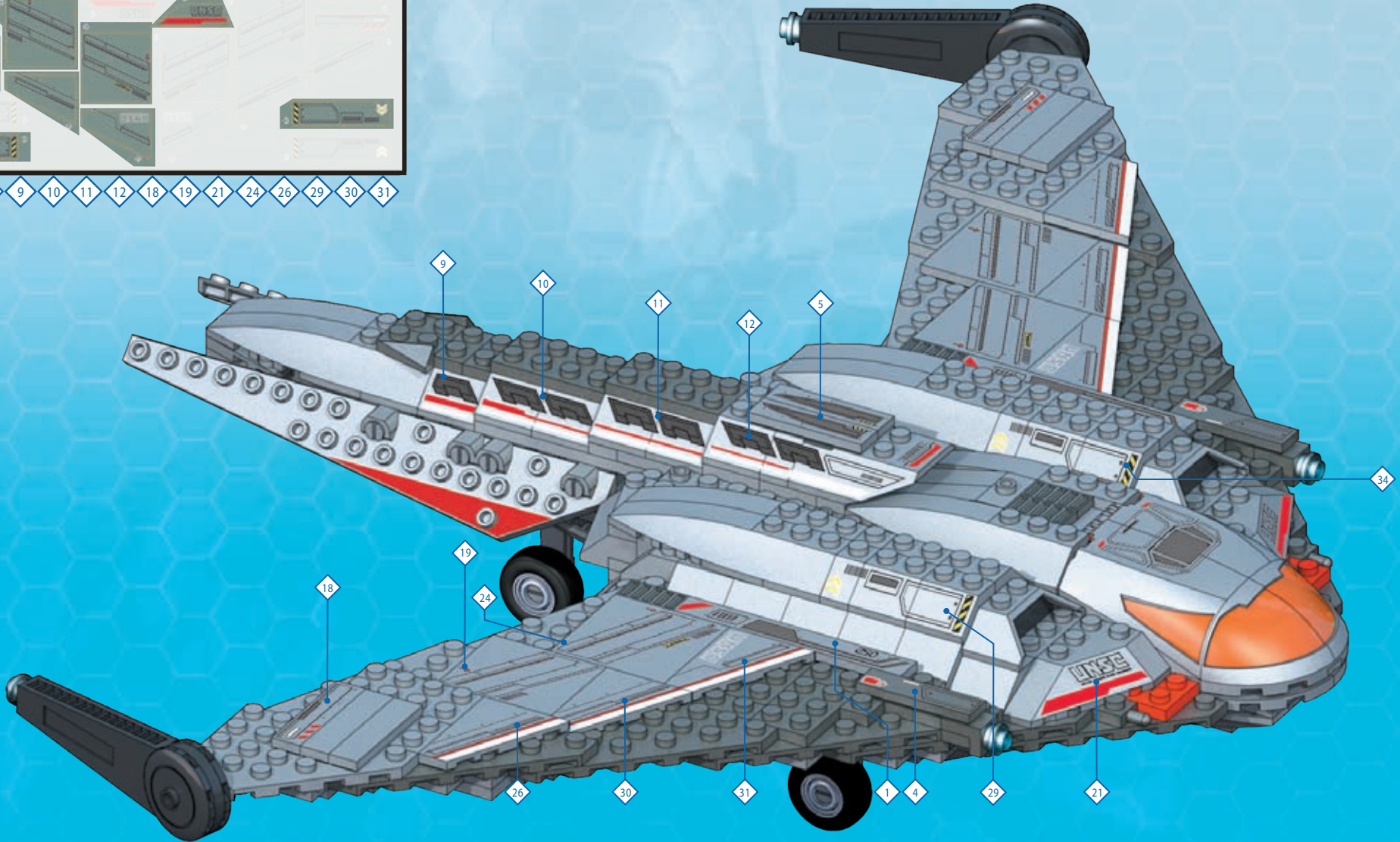
- |    |    |    |   |   |    |    |    |    |    |    |    |    |    |    |
|----|----|----|---|---|----|----|----|----|----|----|----|----|----|----|
| 2  | 3  | 6  | 7 | 8 | 14 | 15 | 16 | 17 | 20 | 22 | 23 | 25 | 27 | 28 |
| 32 | 33 | 35 |   |   |    |    |    |    |    |    |    |    |    |    |







- 1
- 4
- 5
- 9
- 10
- 11
- 12
- 18
- 19
- 21
- 24
- 26
- 29
- 30
- 31
- 34









# HALO

THE AUTHENTIC COLLECTOR'S SERIES

CAMOUFLAGE  
EFFECT  
EFFECTO DE  
CAMUFLAJE  
EFFET  
CAMOUFLAGE

TARNEFFEKT  
CAMOUFLAGE-EFFECT  
EFFETTO MIMETICO  
EFEITO CAMUFLAGEM



## UNSC SHORTSWORD



UNSC Pilot  
Piloto de las fuerzas UNSC  
Pilote de l'UNSC  
Pilota UNSC  
Piloto CSNU



Covenant Jackal  
Covenant Chacal  
Rapace Covenant  
Allianz Jackal  
De Jakhats-covenant  
Sciaccallo del Covenant  
Jackal dos Covenant



Collect them all! - ¡Colecciónalos todos!  
- Collectionne-les tous!  
Hol sie dir alle! - Verzamel ze allemaal!  
- Collezzionali tutti! - Coleccione todos eles!



© 2010, MEGA Brands Inc.  
® and ™ denote trademarks of MEGA Brands Inc.  
Printed in Canada D968351